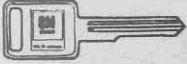
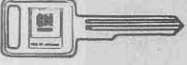
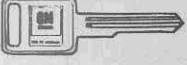
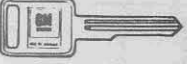

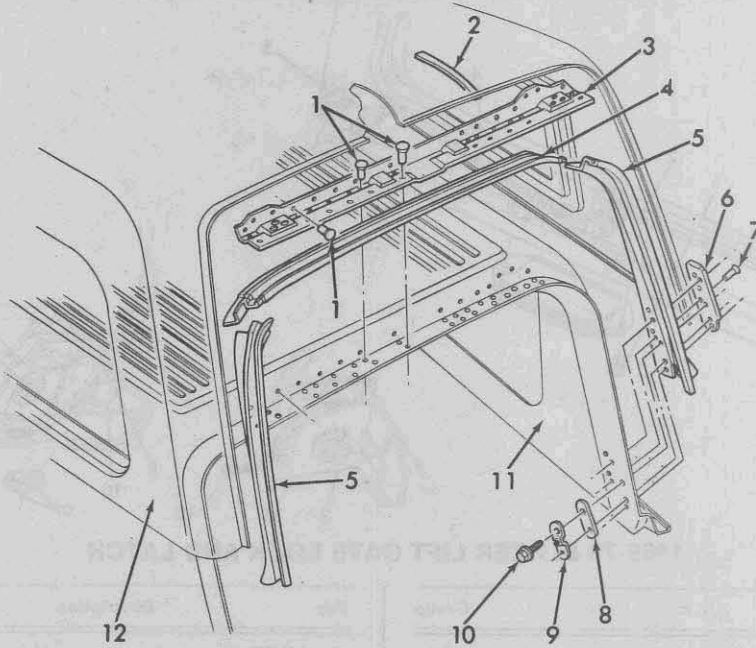




<p>Comment Trouver la Pièce Desirée</p> 	<p>La manière la plus rapide de trouver l'application exacte de la pièce que vous cherchez est de consulter les index et les illustrations. Vous les trouverez très pratiques de plusieurs façons: (a) Si vous connaissez le nom de la pièce seulement — tournez à l'index alphabétique, remarquez le numéro du groupe, revenez ensuite à ce groupe dans la section des données. (b) Si vous connaissez seulement le numéro de la pièce — tournez à l'index numérique, remarquez le numéro du groupe, revenez ensuite à ce groupe dans la section des données. (c) Si vous connaissez seulement l'endroit où est située la pièce dans le véhicule — tournez à la table des matières (au commencement du catalogue), trouvez-en le groupe, parcourez ensuite les illustrations de ce groupe pour découvrir le numéro de groupe spécifique auquel vous devez tourner dans la section des données.</p>
<p>Revisions et Suppressions</p> 	<p>PURIFICATION — Pour que cette publication reste le moyen le plus efficace et le plus rapide d'obtenir les informations désirées, nous avons supprimé quelques pièces de peu ou sans demande qui s'y trouvaient inscrites depuis plusieurs années. Si la pièce dont vous avez besoin ne se trouve ni illustrée ni inscrite dans ce catalogue, marquez votre commande NPN et fournissez le plus de détails possibles tels que: description, application, grosseur, etc.</p>
<p>Stock Standard</p> 	<p>Les illustrations font souvent référence aux petites pièces d'usages multiples telles que les vis, boulons, écrous, etc., des groupes compris entre 8.900 et 8.991. Ces pièces se trouvent inscrites séparément dans le catalogue de pièces de stock standard GM 907 où elles y sont classées par groupes ou suivant leur description et leur grosseur.</p>
<p>Accessoires</p> 	<p>Les emballages d'accessoires propres à l'équipement d'un véhicule et les groupes dans lesquels ils apparaissent sont inscrits sur la première page de l'index alphabétique. Pour de plus amples détails sur les accessoires individuels, référez-vous à votre catalogue d'accessoires courant.</p>
<p>Equipement Spécial</p> 	<p>Chaque année, sont vendus un certain nombre de véhicules dotés d'équipements spéciaux autres que les options de fabrication habituelle. En ce qui concerne les pièces de remplacement des véhicules de modèles antérieurs à 1967 référez-vous au catalogue C.S.L. (Canadian Special List); et au catalogue C.O.P.O. (Central Office Production Order) pour ceux des années subséquentes. Des copies sont disponibles sur demande au service des catalogues de pièces, Oshawa.</p>

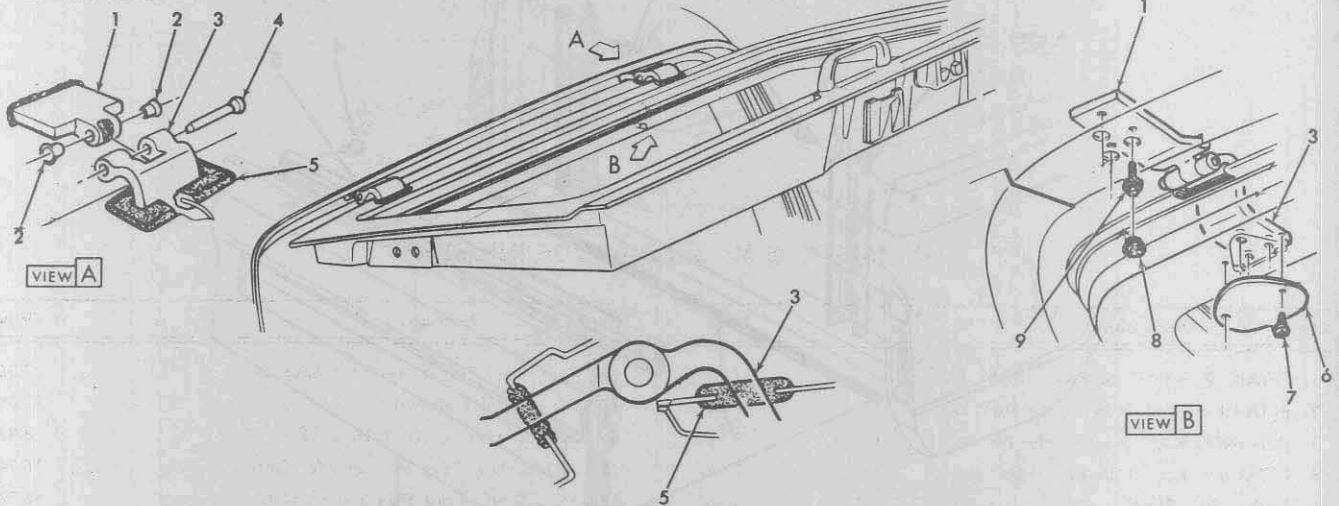


1969-73 BLAZER REMOVABLE TOP RAILS AND REINFORCEMENT

Key	Description	Group
1	RIVET (3/16 x 3/4)	*
2	REINFORCEMENT	16.585
3	REINFORCEMENT	16.160
4	RAIL	16.585
5	RAIL	16.585
6	REINFORCEMENT	16.335
7	RIVET (3/16 x 5/8)	*

Key	Description	Group
8	SHIM	16.335
9	STRIKER	16.335
10	SCREW ASSY.	*
11	PANEL (Roof Inner) L.H.	17.060
	PANEL (Roof Inner) R.H.	17.060
12	PANEL (Roof Outer) L.H.	17.060
	PANEL (Roof Outer) R.H.	17.060

*Standard Stock

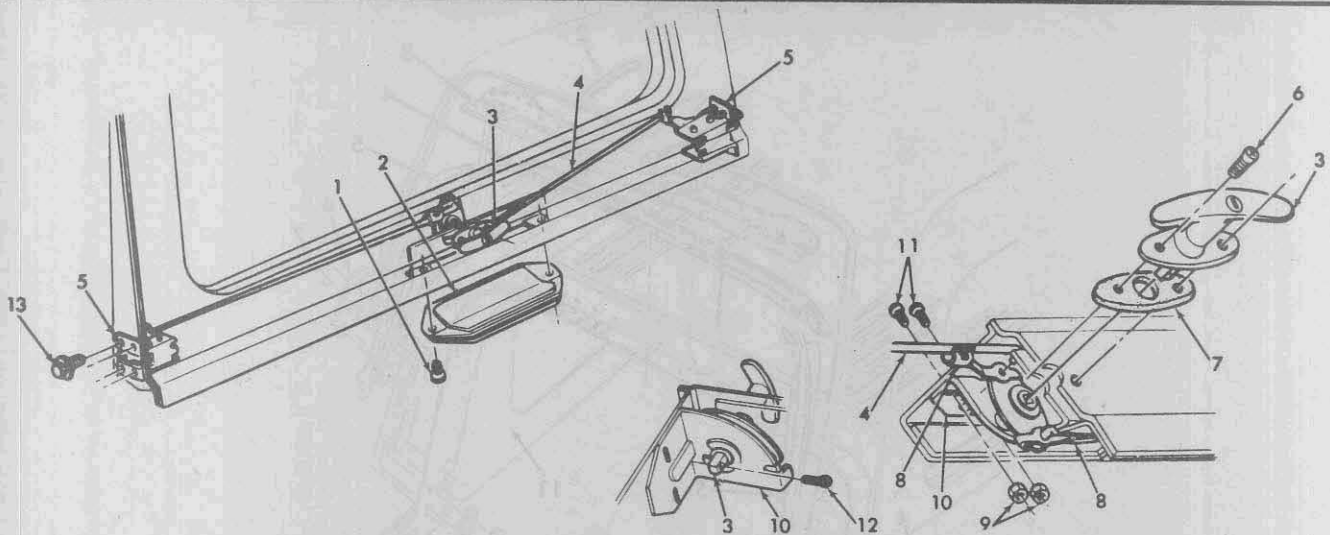


1967-73 SUBURBAN — BLAZER LIFT GATE

Key	Description	Group
1	HINGE—Body Half	17.208
2	BUSHING	N.S.
3	HINGE—Door Half	17.208
4	PIN	16.323
5	GROMMET	16.325
	GROMMET (Blazer)	16.325

Key	Description	Group
6	COVER—Access Hole	17.185
	COVER—Access Hole (Blazer)	17.185
7	SCREW (8-18 x 3/8)	*
8	PLUG (Blazer)	16.000
9	SCREW (3/8-24 x 3/4)	*

*Standard Stock

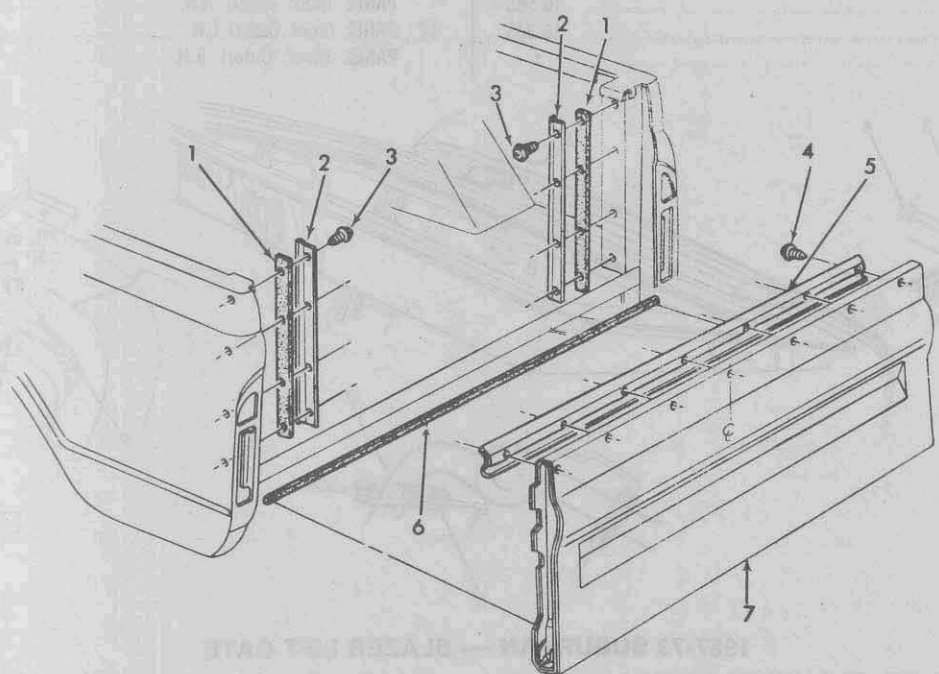


1969-73 BLAZER LIFT GATE LOCK AND LATCH

Key	Description	Group
1	SCREW (10-16 x 1/2)	*
2	COVER	17.185
3	HANDLE ASSY.	17.204
4	ROD, L.H.	17.198
	ROD, R.H.	17.198
5	LATCH ASSY.	16.330
6	SCREW (10-24 x 3/4)	*

*Standard Stock

Key	Description	Group
7	GASKET	17.204
8	CLIP	17.198
9	NUT (5/16-18)	*
10	CONTROL ASSY.	16.341
11	SCREW ASSY. (5/16-18 x 5/8)	*
12	COTTER PIN (1/16 x 1)	*
13	SCREW ASSY. (5/16-18 x 1)	*

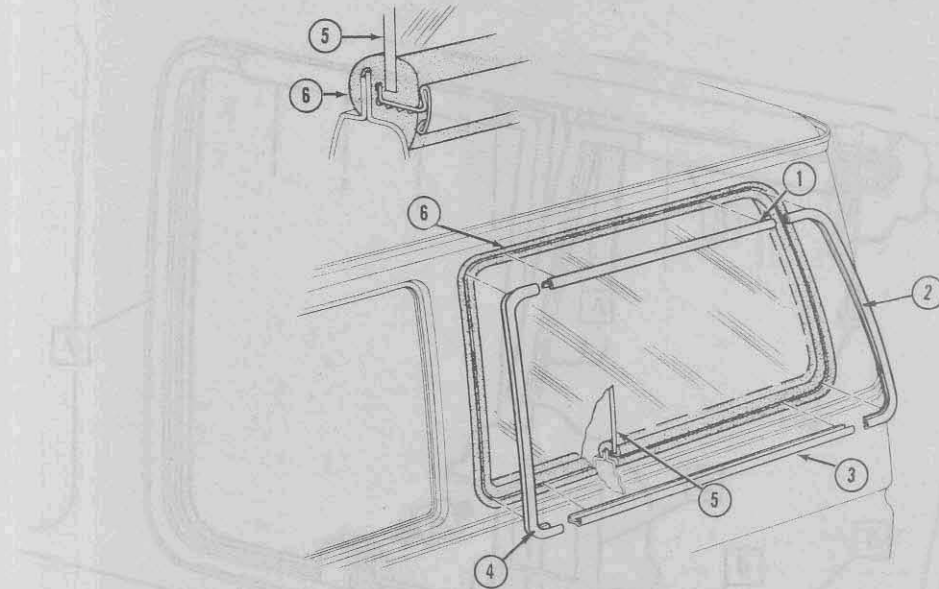


1969-73 BLAZER LOWER END GATE

Key	Description	Group
1	SEAL	17.185
2	RETAINER	17.185
3	SCREW (8-18 x 5/8)	*
4	SCREW	*

*Standard Stock

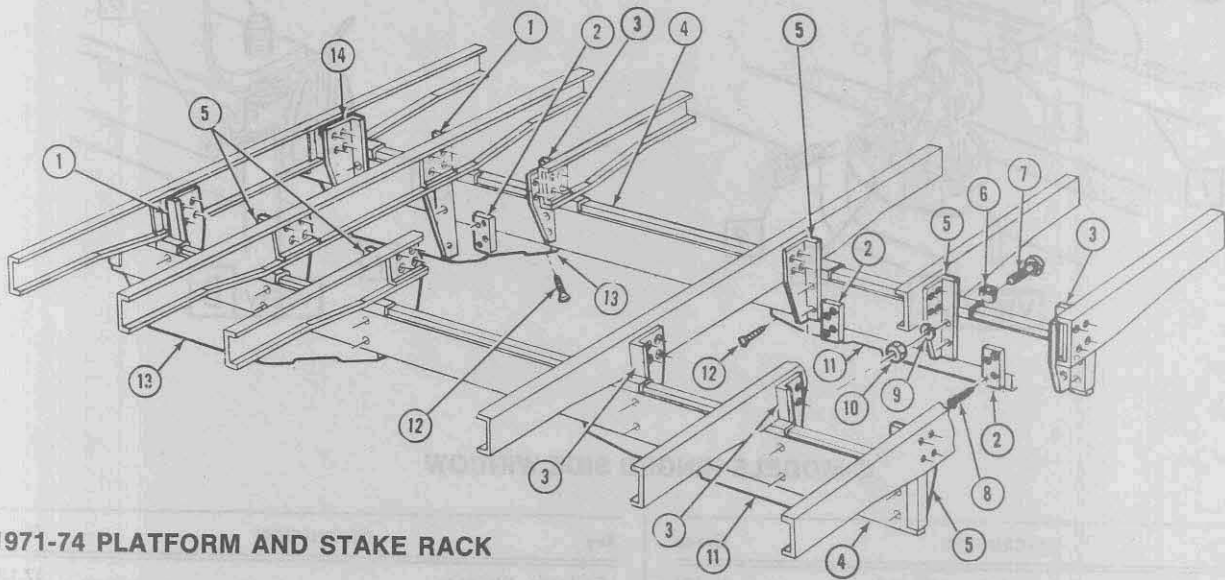
Key	Description	Group
5	STOP	17.185
6	SEAL	17.185
7	GATE ASSY.	17.615



1971-74 G-MODELS — BODY SIDE REAR WINDOW

Key	Description	Group
1	MOULDING, Body Side Reveal—Upper	17.507
2	MOULDING, Body Side Reveal—Rear	17.507
3	MOULDING, Body Side Reveal—Lower	17.507

Key	Description	Group
4	MOULDING, Body Side Reveal—Front	17.507
5	GLASS, Side Rear Window	17.136
6	WEATHERSTRIP, Window Glass	16.469

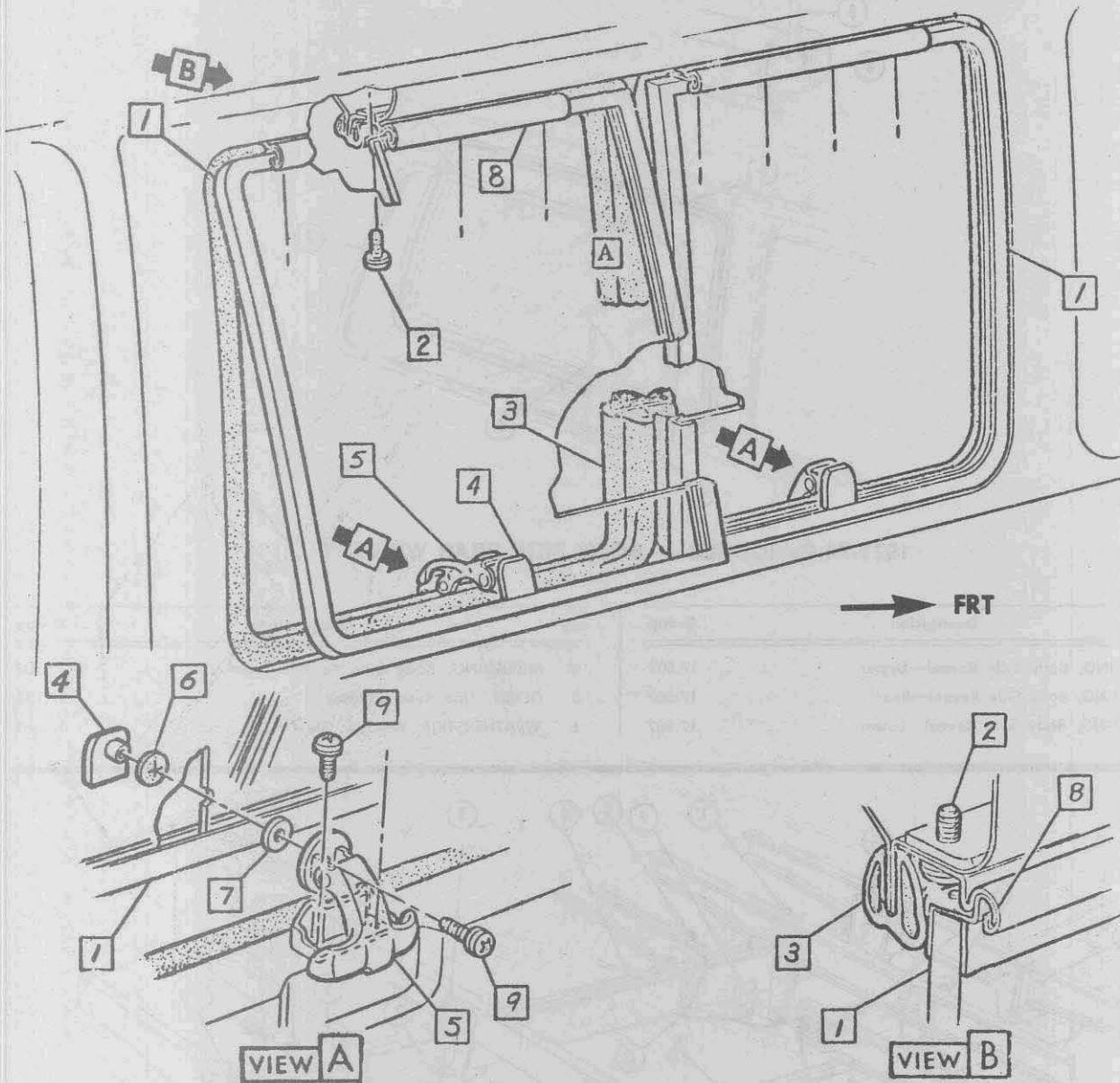


1971-74 PLATFORM AND STAKE RACK

Key	Description	Group
1	BRACE, Cross Sill—Side Too #2—Right	17.405
2	BLOCK	N.S.S.
3	BRACE, Cross Sill—Right Rear—Side Sill To Cross Sill	17.405
4	SILL ASSEMBLY	N.S.S.
5	BRACE, Cross Sill—Left Rear—Side Sill To Cross Sill	17.405
6	WASHER (3/8)	8.931
7	BOLT (3/8 - 16 x 2 1/2)	8.903
8	SCREW	8.977

Key	Description	Group
9	WASHER (3/8)	8.931
10	NUT (3/8 - 16)	8.915
11	SPACER	N.S.S.
12	SCREW	8.977
13	SPACER	N.S.S.
14	BRACE, Cross Sill—Side Too #2—Left	17.405

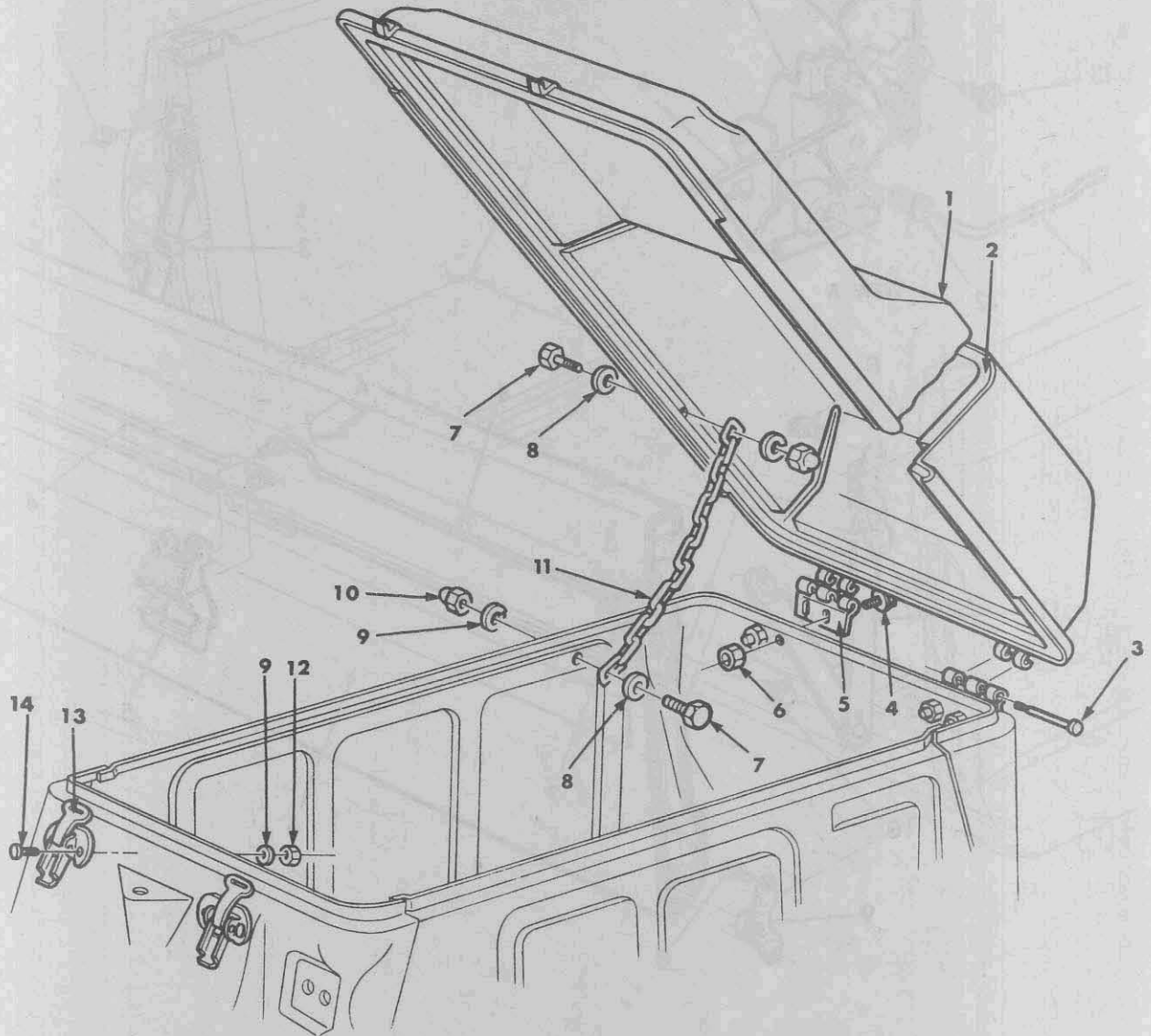
N.S.S.—Not Serviced Separately.



G-MODELS HINGED SIDE WINDOW

Key	DESCRIPTION	Group
1	Window Assembly, Side and Door Hinged	17.136
2	Bolt, Round Head Slotted (1/4-20 x 1/2)	8.906
	Washer, Spring Lock (1/4)	8.931
3	Weatherstrip, Side Door Glass	16.183
4	Escutcheon, Window Latch	16.181

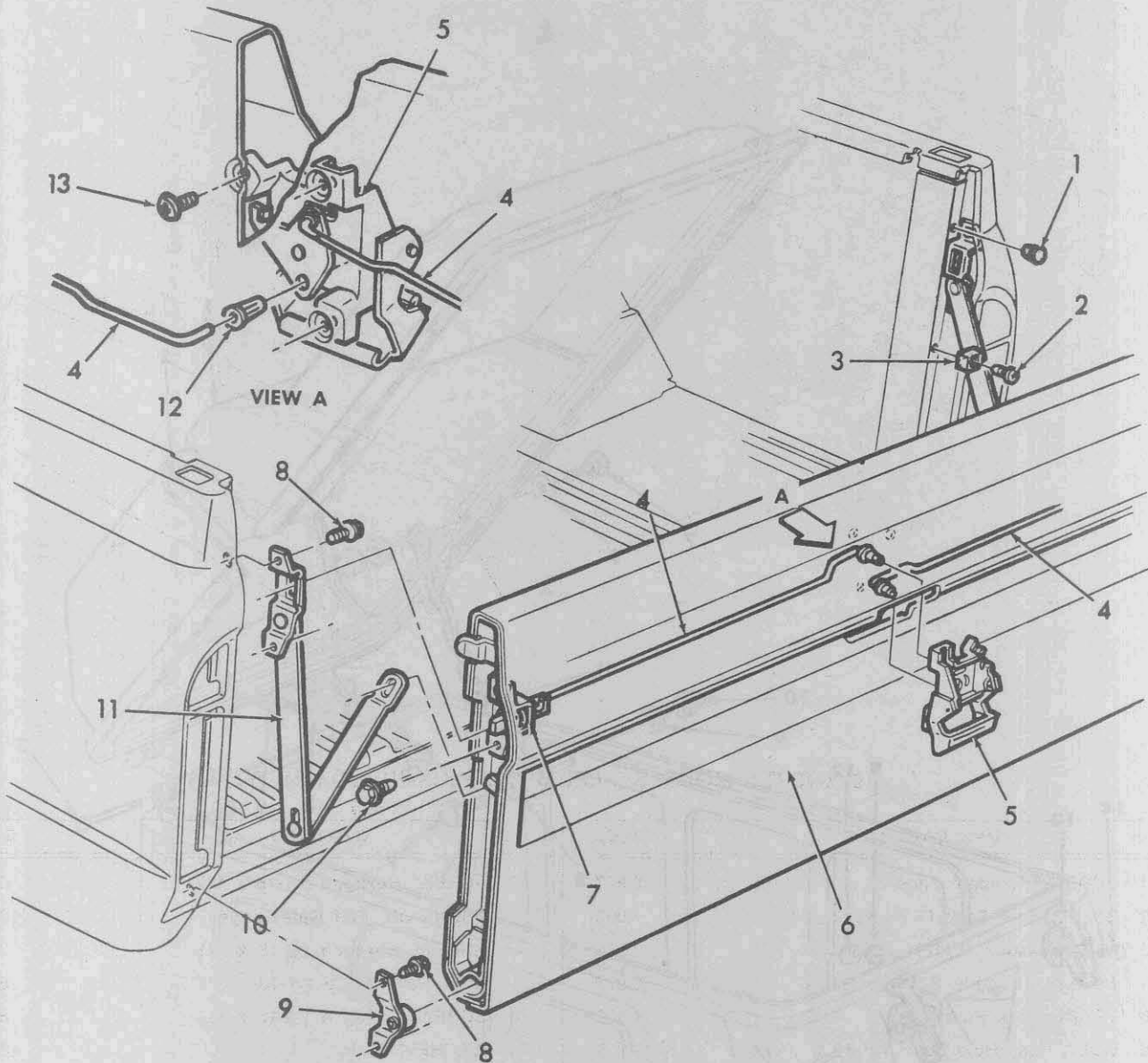
Key	DESCRIPTION	Group
5	Latch, Window	17.136
6	Spacer, Handle Stud	16.176
7	Washer, Locking Handle—Plastic	16.176
8	Hinge, Window	16.180
9	Bolt, Round Head, Slotted (1/4-20 x 1/2)	8.906
	Washer, Spring Lock (1/4)	8.931



G10-G910 ENGINE COMPARTMENT COVER

Key	Description	Group
1	Cover Assembly, Engine—Top	17.800
2	Insulator, Engine Top Cover	17.800
3	Pin, Engine Top Cover Hinge	17.800
4	Bolt ($\frac{3}{16}$ "-18x $\frac{5}{8}$ "	8.900
	With Lockwasher ($\frac{3}{16}$ "	8.931
5	Hinge, Engine Top Cover—Lower Half	17.800
6	Nut ($\frac{3}{16}$ "-18)	8.915
7	Bolt ($\frac{1}{4}$ "-20x $\frac{7}{16}$ "	8.900

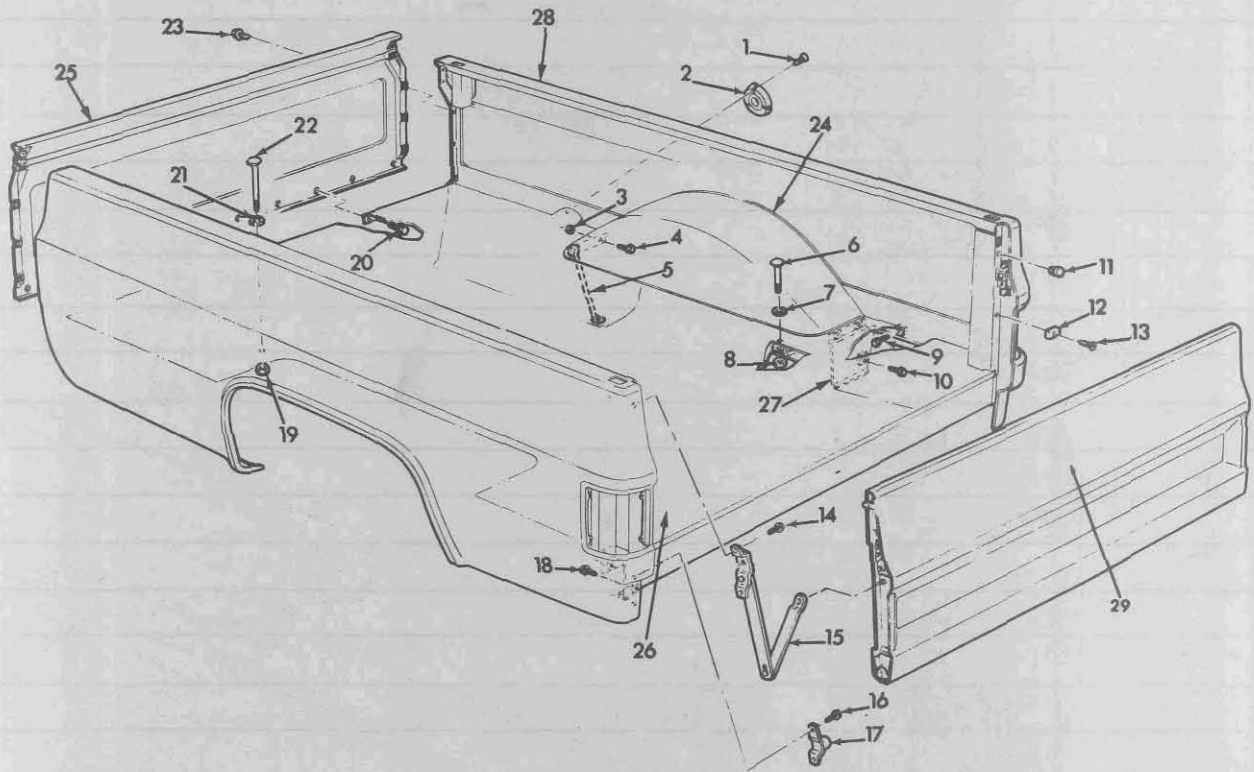
Key	Description	Group
8	Washer ($\frac{17}{64}$ " I.D.x $\frac{5}{8}$ " O.D.)	N.L.
9	Lockwasher ($\frac{1}{4}$ "	8.931
10	Nut ($\frac{1}{4}$ "	8.919
11	Check Assembly, Engine Top Cover	16.547
12	Nut ($\frac{1}{4}$ "-20)	8.916
13	Clamp Assembly, Engine Top Cover	17.800
14	Bolt ($\frac{1}{4}$ "-20x $\frac{5}{8}$ "	8.907



1967-75 FLEETSIDE END GATE DETAILS

Key	Description	Group
1	BUMPER, End Gate	17.202
2	SCREW, #10 - 16 x 1/2	8.977
3	BUMPER, End Gate Link	17.635
4	ROD, End Gate Operating	17.635
5	HANDLE, End Gate Operating	17.204
6	GATE, End	17.615
7	LATCH, End Gate	17.635

Key	Description	Group
8	BOLT, Hex Hd	8.900
9	TRUNNION, End Gate Hinge	17.625
10	BOLT, Hex Hd 5/16 - 18 x 3/4	8.900
11	LINK & STRIKER PLATE, End Gate	17.635
12	CLIP, End Gate Latch Operating Rod	N.L.
13	BOLT, 5/16 - 18 x 3/4	8.913



1973-75 C-K MODELS (FLEETSIDE) PICK-UP BOX ASSY.

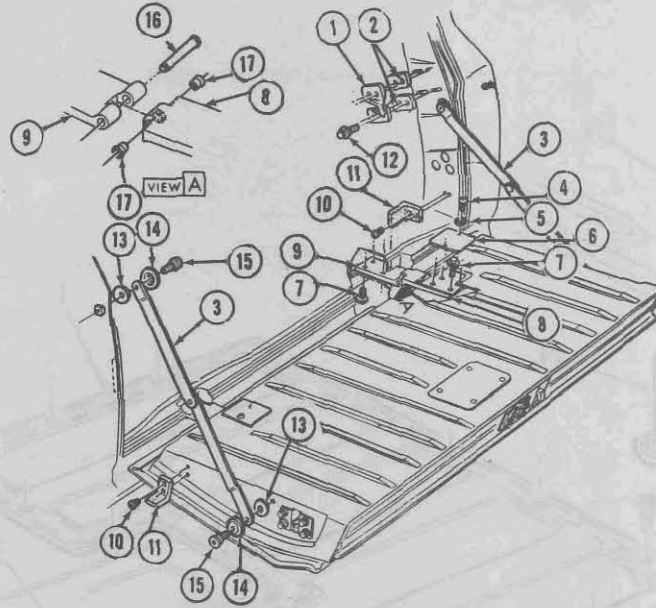
Key	Description	Group
1	SCREW, Standard Stock	8.977
2	BEZEL, Fuel Tank Filler Neck	3.003
3	NUT, Hexagon (5/16-18)	8.915
4	SCREW, Hexagon (5/16-18 x 7/8)	8.977
5	BRACE, Side Panel	17.505
6	BOLT, Body Hold Down (1/2-13 x 4 1/4)	9.008
7	WASHER, Plain	8.929
8	NUT, Hex Flange (1/2-13)	8.917
9	SCREW, Hexagon (5/16-18 x 7/8)	8.977
10	SCREW, Hexagon (5/16-18 x 5/8)	8.977
11	BUMPER, End Gate	17.635
12	BUMPER, End Gate—Linkage Bumper	17.635
13	SCREW, Pan Head Cross (10-16 x 1/2)	8.977
14	SCREW, Hexagon (3/8-16 x 1 1/8)	8.977
15	LINK and STRIKER PLATE ASSEMBLY, End Gate	17.635

Key	Description	Group
16	SCREW, Hexagon (3/8-16 x 1 1/8)	8.977
17	TRUNNION, End Gate Hinge	17.625
18	SCREW, Hexagon (5/16-18 x 7/8)	8.977
19	NUT, Hex Flange (1/2-13)	8.917
20	SCREW, Hexagon (5/16-18 x 7/8)	8.977
21	WASHER, Plain	8.929
22	BOLT, Body Hold Down (1/2-13 x 10 5/8)	9.008
23	SCREW, Hexagon (5/16-18 x 5/8)	8.977
24	PANEL, Wheelhouse	17.505
25	PANEL, Body Front End	17.455
26	PLATFORM ASSEMBLY, Floor	17.400
27	EXTENSION, Inner Panel	17.505
28	PANEL ASSEMBLY, Side	17.505
29	GATE, End	17.615



NOTES

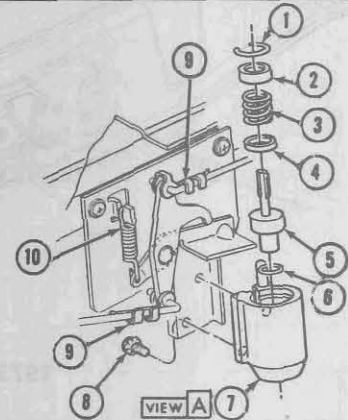
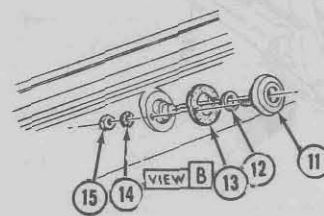
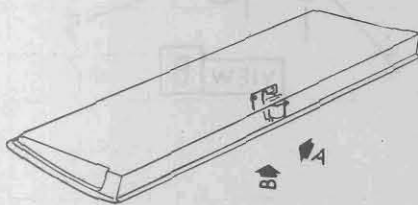
Blank lined area for notes, with faint technical drawings of truck components visible in the background.



LOWER END GATE TO BODY HALF

Key	Description	Group
1	STRIKER, Lock	16.335
2	SPACER, Lock Striker	16.335
3	LINK ASSEMBLY	17.202
4	SCREW, Hex Head (1/4 - 20 x 3/16)	8.900
5	LOCK WASHER (1/4)	8.932
6	COVER, Access Hole—Hinge	17.185
7	SCREW (3/8 - 24 x 3/4)	8.900
8	HINGE UNIT—Gate Half	16.320
9	HINGE UNIT—Body Half	16.320

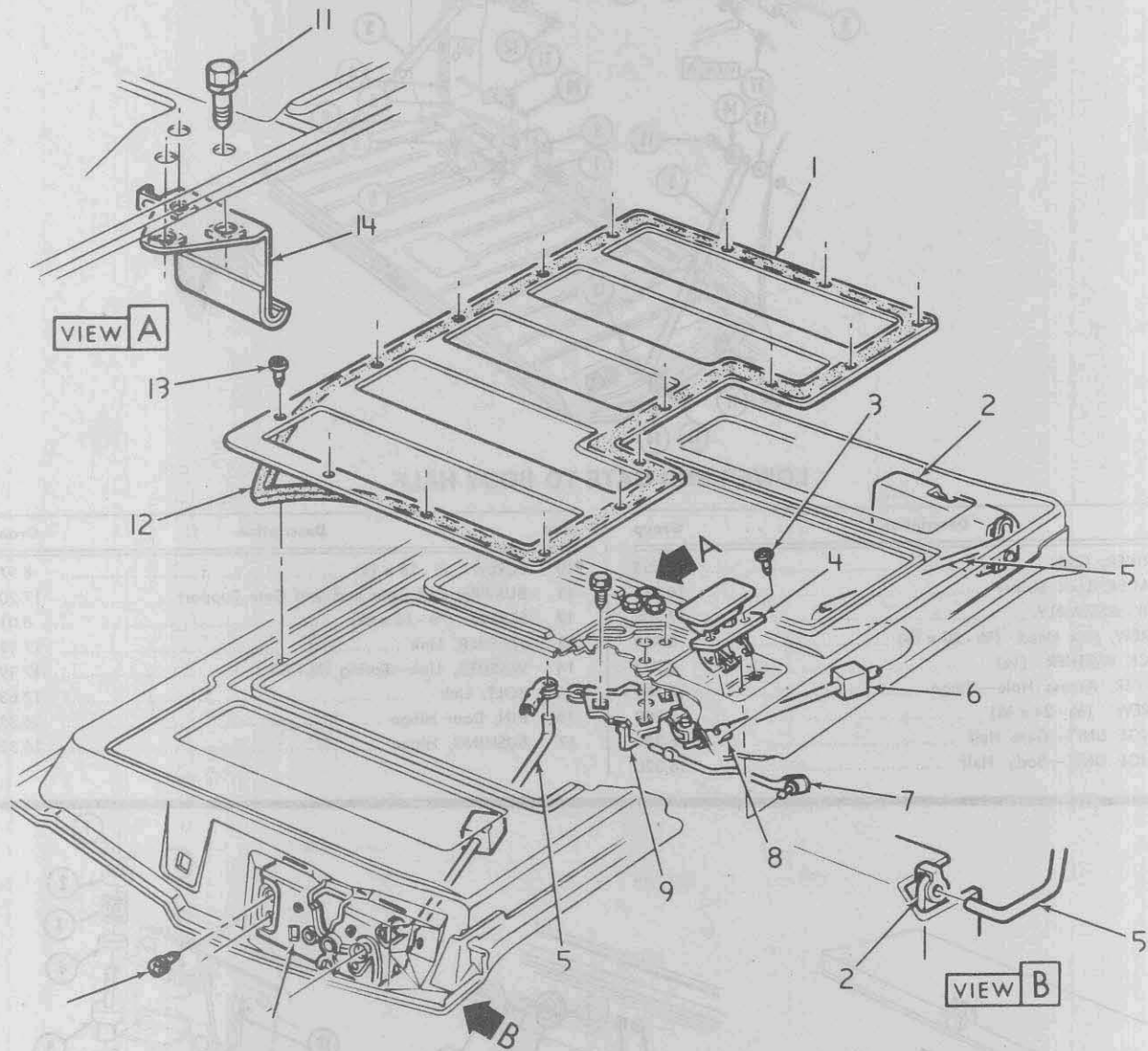
Key	Description	Group
10	SCREW (8 - 18 x 3/8)	8.977
11	BUMPER, End Gate and End Gate Support	17.202
12	SCREW (3/16 - 18 x 3/4)	8.016
13	WASHER, Link	17.198
14	WASHER, Link—Spring (N.T.B.P.)	17.198
15	BOLT, Link	17.635
16	PIN, Door Hinge	16.323
17	BUSHING, Hinge	16.323



LOWER END GATE LOCK ASSEMBLY

Key	Description	Group
1	RETAINER, Lock	17.198
2	WASHER, Lock Remote Control	17.198
3	SPRING, Lock Push Button	17.198
4	WASHER, Lock Button Detent	17.198
5	CYLINDER, Lock	17.198
6	RING, Push Button Seal	17.198
7	HOUSING, Lock Push Button	17.198
8	SCREW (12 - 24 x 3/16)	8.913

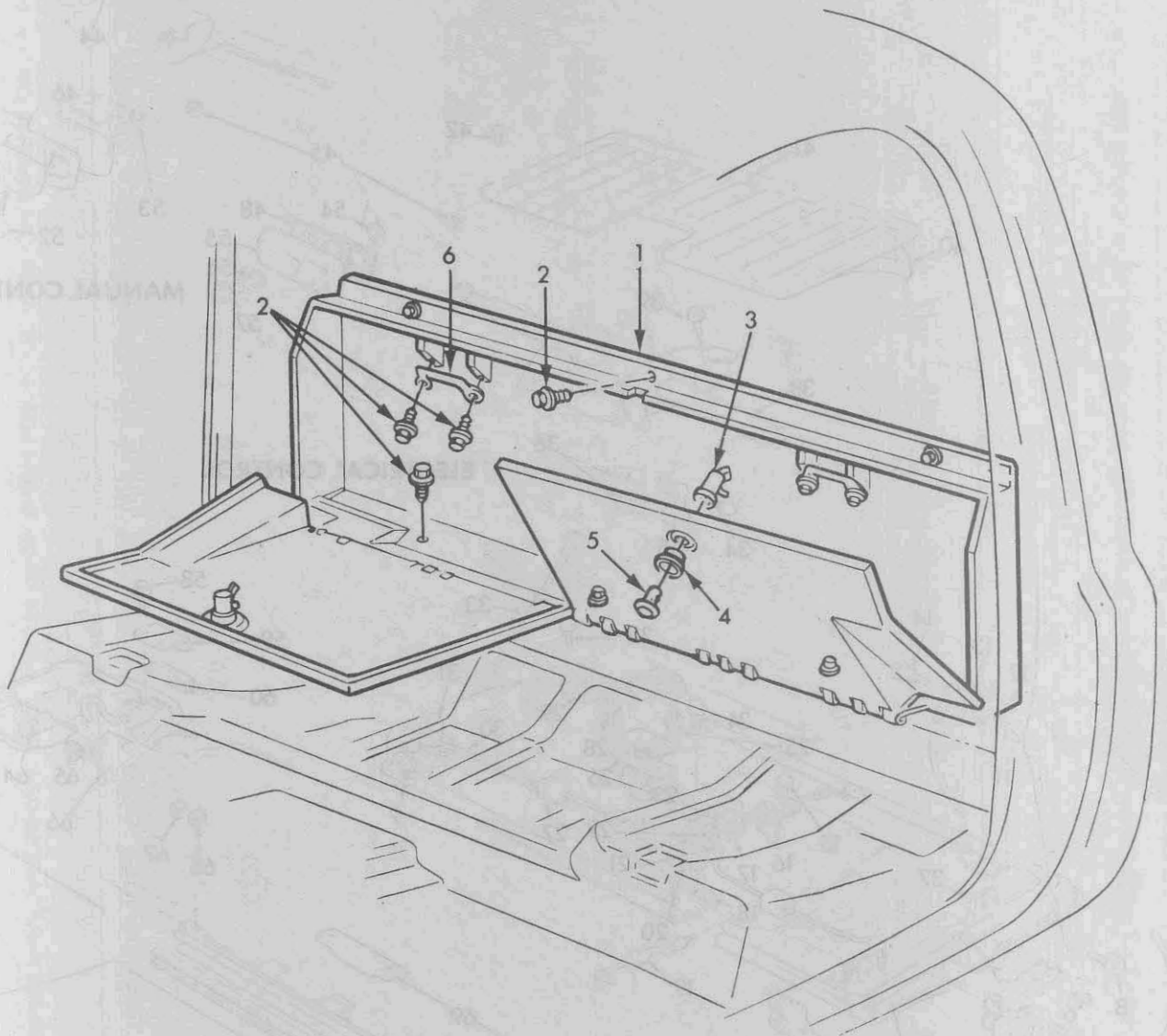
Key	Description	Group
9	CLIP, End Latch Rod	16.341
10	SPRING, Lock Remote Control Lever	17.198
11	ESCUTCHEON, Lock Remote Control	17.204
12	GASKET, Lock Cylinder Escutcheon	17.198
13	GASKET, Lock Remote Control Escutcheon—Outer	17.204
14	LOCK WASHER (#10)	8.932
15	NUT (8 - 32)	8.915



1973-75 "C-K MODELS"—LATCH & REMOTE CONTROL

Key	Description	Group
1	Cover, Window Regulator Access Hole	17.185
2	Latch, End Gate	17.202
3	Screw	8.977
4	Handle, Latch Remote Control	17.635
5	Rod, Latch Remote Control	17.198
6	Insulator, Latch Operating Rod	17.198
7	Rod, Latch Remote Control Handle	17.198

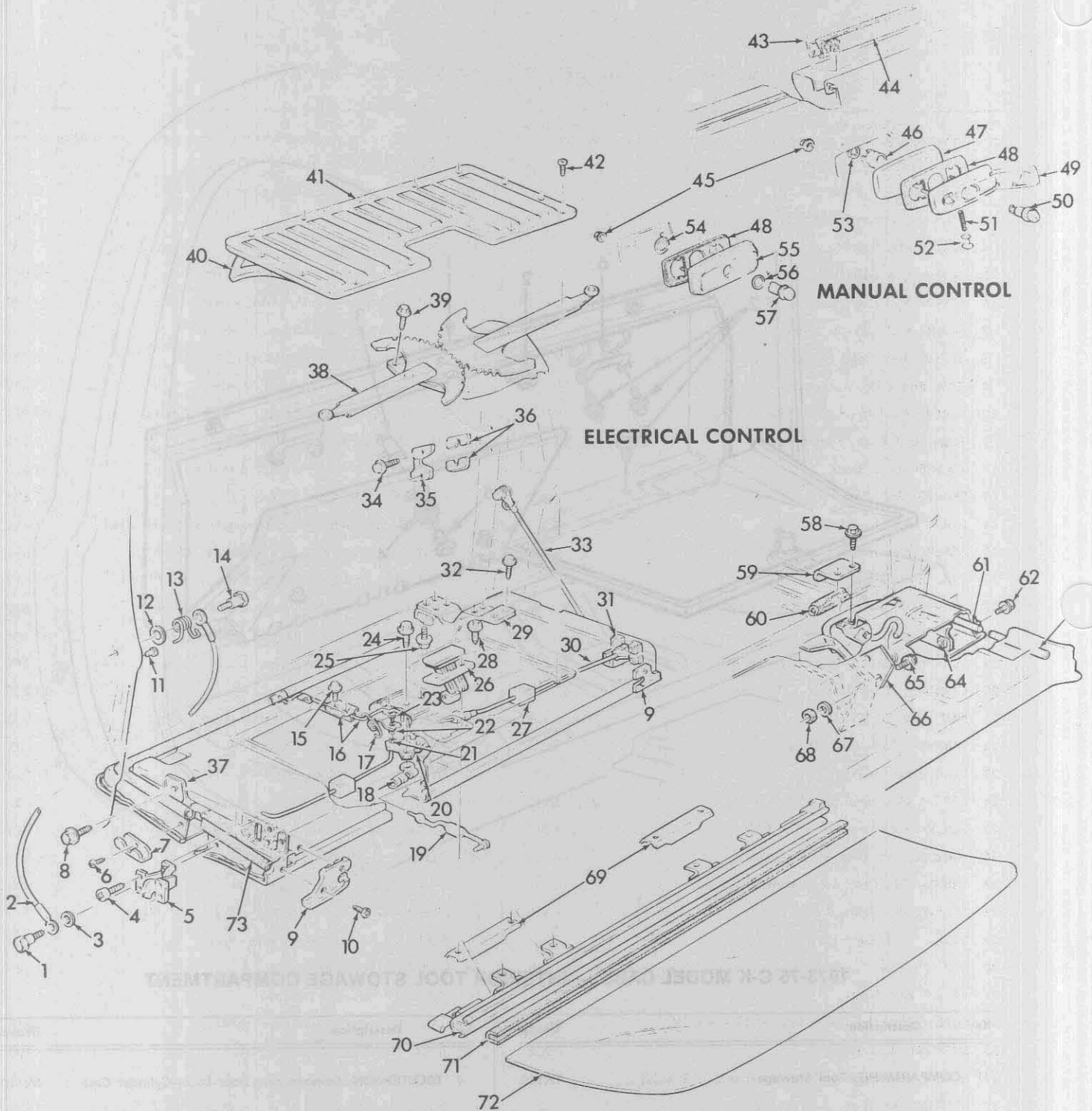
Key	Description	Group
8	Clip — Special	16.157
9	Control, Latch Remote	17.198
10	Screw	8.977
11	Screw (1/4-20 x 1/2)	8.908
12	Seal, Window Regulator Access Hole Cover	17.185
13	Screw (8-18 x 1/2)	8.977
14	Lever, Remote Control Block Out	17.202



1973-75 C-K MODEL CABS — INTERIOR TOOL STOWAGE COMPARTMENT

Key	Description	Group
1	COMPARTMENT, Tool Storage	17.510
2	SCREW ASSEMBLY (Std. Stock)	8.977
3	CASE, Compartment Door—Behind Seat	16.110

Key	Description	Group
4	ESCUTCHEON, Compartment Door Lock—Cylinder Case	16.110
5	CYLINDER, Lock (Not Available)	N.S.
6	STRIKER, Instrument Panel Compartment Door Lock Behind Seat	16.110

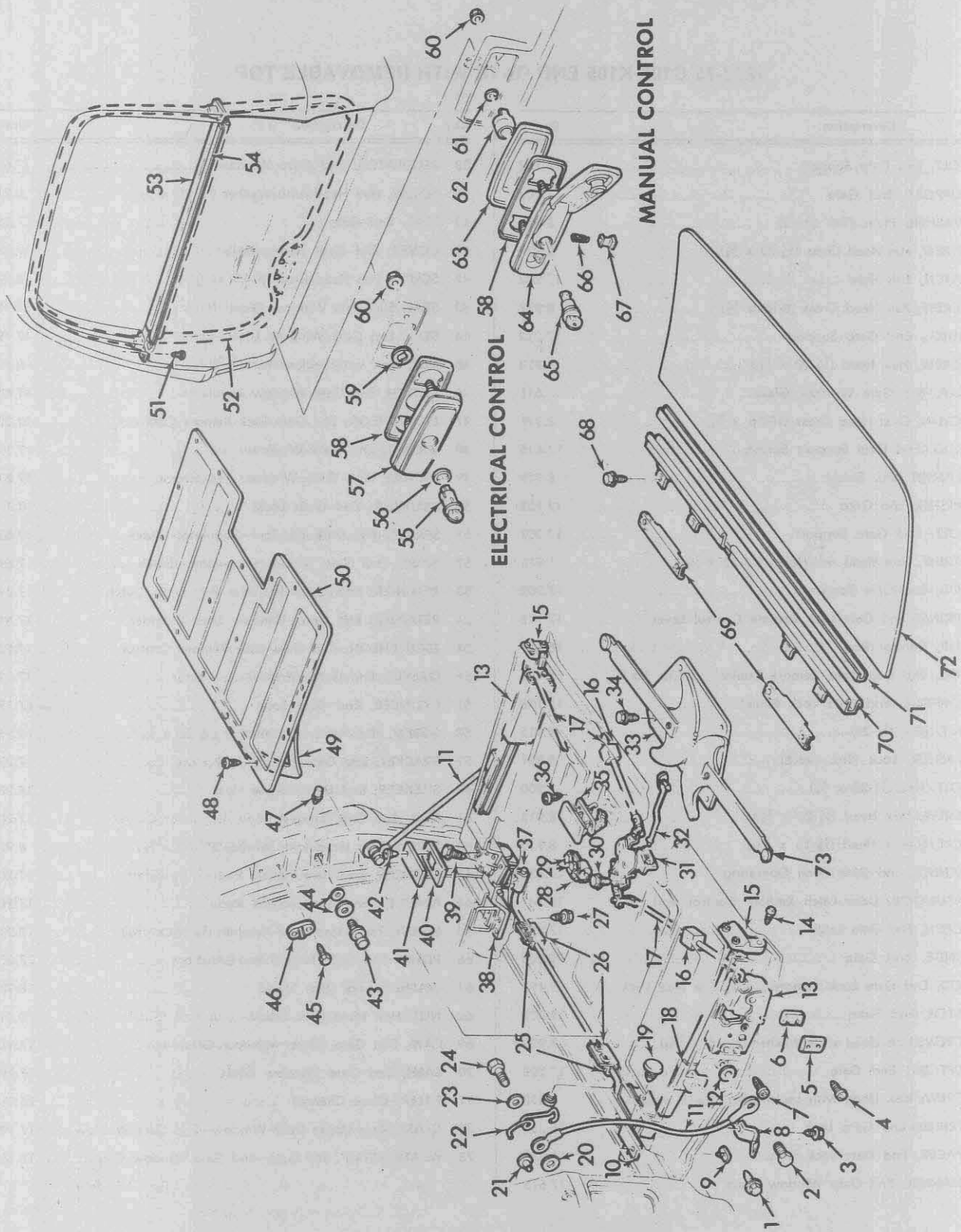


1973-75 C105-K105 END GATE WITH REMOVABLE TOP

1973-75 C105-K105 END GATE WITH REMOVABLE TOP

Key	Description	Group
1	BOLT, End Gate Support	17.202
2	SUPPORT, End Gate	17.202
3	WASHER, Plain (Std. Stock)	8.929
4	SCREW, Flat Head Cross (1/4-20 x 7/8)	8.977
5	LATCH, End Gate	17.202
6	SCREW, Pan Head Cross (8-18 x 1/2)	8.977
7	GUIDE, End Gate Support	17.222
8	SCREW, Hex Head (1/4-20 x 5/8)	8.913
9	CAP, End Gate Window Glass	17.615
10	SCREW, Oval Head Cross (10-16 x 5/8)	8.977
11	PLUG, End Gate Support Spring	17.615
12	WASHER (Std. Stock)	8.929
13	SPRING, End Gate	17.202
14	BOLT, End Gate Support	17.202
15	SCREW, Hex Head w/Washer (1/4-20 x 1/2)	8.913
16	ROD, End Gate Torque	17.202
17	SPRING, End Gate Lock Remote Control Lever	17.198
18	CLIP, Control Rod	16.157
19	ROD, End Gate Lock Remote Control to Side Lock	17.198
20	CONTROL, End Gate Lock Remote	17.198
21	NUT, Hex (1/4-20)	8.915
22	WASHER, Lock (Std. Stock)	8.931
23	BOLT, Hex (1/4-20 x 3/4)	8.900
24	SCREW, Hex Head (1/4-20 x 1/2)	8.913
25	SCREW, Hex Head (3/8-16 x 1 3/16)	8.913
26	HANDLE, End Gate Latch Operating	17.635
27	INSULATOR, Door Latch Remote Control Rod	16.341
28	SCREW, End Gate Latch	17.635
29	HINGE, End Gate	17.208
30	ROD, End Gate Lock Remote Control to Side Lock	17.198
31	LATCH, End Gate	17.202
32	SCREW, Hex Head with Washer (3/8-16 x 1 3/16)	8.913
33	SUPPORT, End Gate	17.202
34	SCREW, Hex Head with Lockwasher (5/16-18 x 3/4)	8.913
35	STRIKER, End Gate Lock	16.335
36	SPACER, End Gate Lock Striker	16.335
37	CHANNEL, End Gate Window Glass	17.615

Key	Description	Group
38	REGULATOR, End Gate Window	17.615
39	SCREW, Hex Head with Washer (1/4-20 x 1/2)	8.913
40	SEAL, End Gate	17.185
41	COVER, End Gate Access Hole	17.185
42	SCREW, Pan Head Cross (8-18 x 1/2)	8.977
43	SEAL, End Gate Window Glass—Inner	17.190
44	SEAL, End Gate Window Glass—Outer	17.190
45	NUT, Hex with Lockwasher (1/4-20)	8.921
46	CLUTCH, End Gate Window Regulator	17.615
47	ESCUTCHEON, End Gate Lock Remote Control	17.204
48	GASKET, End Gate Window	17.198
49	HANDLE, End Gate Window Regulator	17.615
50	CYLINDER, End Gate Lock	17.198
51	SPRING, End Gate Window—Regulator Clutch Pawl	17.615
52	PAWL, End Gate Window Regulator Clutch	17.615
53	RETAINER, End Gate—Window Regulator Clutch	17.615
54	RETAINER, End Gate—Window Lock Cylinder	17.615
55	ESCUTCHEON, End Gate Lock Remote Control	17.204
56	GASKET, End Gate Window	17.198
57	CYLINDER, End Gate Lock	17.198
58	SCREW, Hex Head with Washer (1/4-20 x 5/8)	8.913
59	BRACKET, End Gate Torque Rod	17.202
60	SILENCER, End Gate Torque Rod	17.202
61	ROD, End Gate Torque	17.202
62	SCREW, Hex Head with Washer (1/4-20 x 5/8)	8.913
63	SILENCER, End Gate Torque Rod	17.202
64	BRACKET, End Gate Torque Rod	17.202
65	SCREW, Hex Head with Washer (3/8-16 x 1 3/16)	8.913
66	PLATE, End Gate Torque Rod—Anchor	17.202
67	WASHER, Lock (Std. Stock)	8.931
68	NUT, Hex Head (Std. Stock)	8.915
69	CAM, End Gate Power Window Glass	17.615
70	SASH, End Gate Window Glass	17.190
71	FILLER, Glass Channel	16.012
72	GLASS, Rear Upper Door Window—End Gate Window	17.190
73	WEATHERSTRIP, End Gate—End Gate Window Glass	17.185

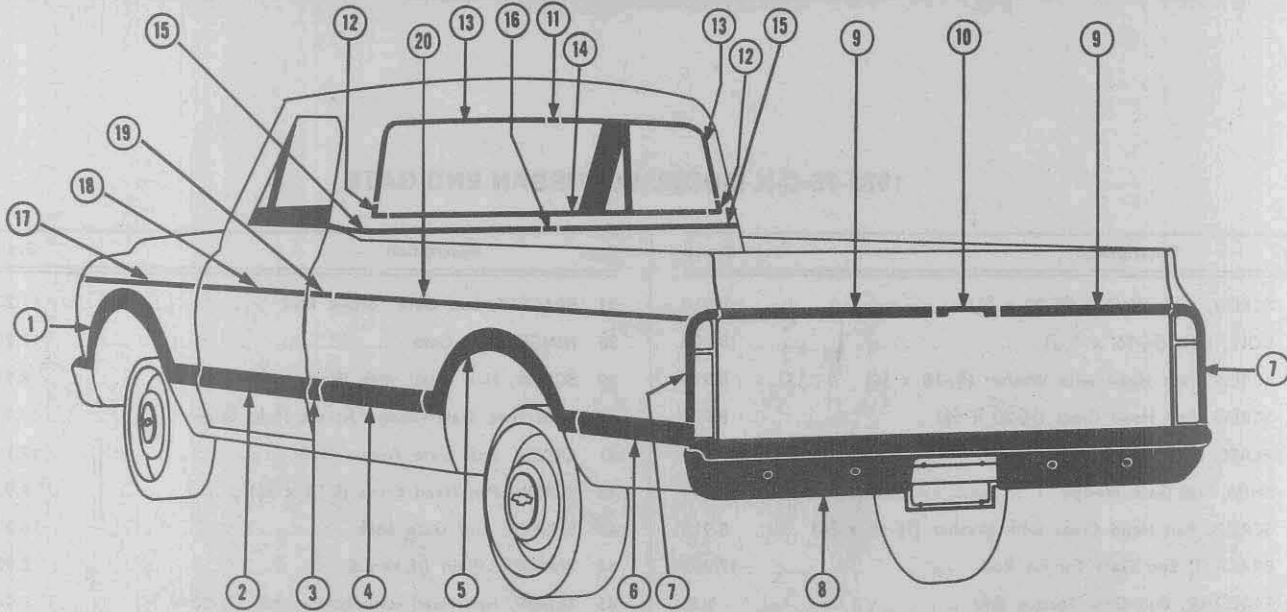


1973-75 C-K MODEL SUBURBAN END GATE



1973-75 C-K MODEL SUBURBAN END GATE


Key	Description	Group	Key	Description	Group
1	SCREW, with Washer (1/4-20 x 3/16)	8.913	37	BRACKET, End Gate Torque Rod	17.202
2	BOLT, Hex (3/8-16 x 1 1/4)	8.900	38	HINGE, End Gate	17.208
3	SCREW, Hex Head with Washer (3/16-18 x 5/8)	8.913	39	SCREW, Hex Head with Washer (3/8-16 x 1 3/16)	8.913
4	SCREW, Pan Head Cross (1/4-20 x 7/8)	8.977	40	SEAL, End Gate—Hinge Access Hole Cover	17.185
5	PLATE, End Gate Bumper Wedge	17.204	41	COVER, End Gate Access Hole	17.185
6	SHIM, End Gate Wedge	17.204	42	SCREW, Pan Head Cross (8-18 x 3/8)	8.977
7	SCREW, Pan Head Cross with Washer (3/8-16 x 5/8)	8.913	43	STRIKER, End Gate Lock	16.335
8	BRACKET, End Gate Torque Rod	17.202	44	WASHER, Plain (If req'd)	8.929
9	FASTENER, End Gate Torque Rod	N.S.	45	SCREW, Hex Head with Lockwasher (1/4-20 x 5/8)	8.913
10	INSULATOR, End Gate Torque Rod	17.510	46	PLATE, End Gate Bumper Wedge	17.204
11	SUPPORT, End Gate	17.202	47	BUMPER, End Gate and End Gate Support	17.202
12	WASHER, (Std. Stock)	8.929	48	SCREW, Pan Head Cross (8-18 x 1/2)	8.977
13	LATCH, End Gate	17.202	49	SEAL, End Gate—Regulator Access Hole Cover	17.185
14	SCREW, Round Washer Head (8-16 x 7/16)	8.977	50	COVER, End Gate Access Hole—Window Regulator	17.185
15	WEATHERSTRIP, End Gate	17.185	51	SCREW, Hex (10-24 x 5/8)	8.977
16	INSULATOR, Door Latch Remote Control Rod	16.341	52	WEATHERSTRIP, End Gate	17.185
17	ROD, End Gate Lock Remote Control to Side Lock	17.198	53	SEAL, End Gate Window Glass—Inner	17.190
18	CHANNEL, End Gate Window Glass	17.190	54	SEAL, End Gate Window Glass—Outer	17.190
19	BUMPER, End Gate and End Gate Support	17.202	55	CYLINDER, End Gate Lock	17.198
20	WASHER (Std. Stock)	8.929	56	GASKET, Door Lock Cylinder	16.350
21	PLUG, End Gate Support Spring	17.615	57	ESCUTCHEON, End Gate Lock Remote Control	17.204
22	SPRING, End Gate	17.202	58	GASKET, End Gate Window	17.198
23	WASHER (Flat)	8.929	59	RETAINER, End Gate—Window Regulator Clutch	17.615
24	BOLT, Hex (3/8-16 x 1 1/2)	8.900	60	NUT, Hex with Lockwasher (1/4-20)	8.921
25	SILENCER, End Gate Torque Rod	17.202	61	RETAINER, End Gate—Window Lock Cylinder	17.615
26	BRACKET, End Gate Torque Rod	17.202	62	CLUTCH, End Gate Window Regulator	17.615
27	SCREW, Hex Head with Washer (3/8-16 x 1 1/4)	8.913	63	ESCUTCHEON, End Gate Lock Remote Control	17.204
28	LEVER, Remote Control Blockout (Part of Key 31)	N.S.S.	64	HANDLE, End Gate Window Regulator	17.615
29	SCREW, Hex Head with Washer (1/4-20 x 5/8)	8.913	65	CYLINDER, End Gate Lock	17.198
30	SCREW, Hex Head with Washer (1/4-20 x 1/2)	8.913	66	SPRING, End Gate Window—Regulator Clutch Pawl	17.615
31	CONTROL, End Gate Lock Remote	17.198	67	PAWL, End Gate Window Regulator Clutch	17.615
32	ROD, End Gate Lock Remote Control to Side Lock	17.198	68	SCREW, Hex with Washer (1/4-20 x 5/8)	8.913
33	REGULATOR, Door Window	17.615	69	CAM, End Gate Power Window Glass	17.615
34	SCREW, Hex Head with Washer (1/4-20 x 5/8)	8.913	70	SASH, End Gate Window Glass	17.190
35	HANDLE, End Gate Latch Operating	17.615	71	FILLER, Glass Channel	16.012
36	SCREW, End Gate Latch	17.615	72	GLASS, Rear Upper Door Window—End Gate Window	17.190
			73	ROLLER, Tailgate Window Regulator	17.615



1967-68 FLEETSIDE MOULDING CHART

Key	Description	Part No.	Qty.	Group
1	MOULDING UNIT, Front Fender			
	Chev.—Right	3917730	1	8.132
	Chev.—Left	3917729	1	8.132
	1967/GMC—Right	3917730	1	8.132
	1967/GMC—Left	(a)3917729	1	8.132
	Retainer	3901440	6	8.133
	1968/GMC—Right	3917730	1	8.132
	1968/GMC—Left	3917729	1	8.132
2	MOULDING UNIT, Side Door			
	Chev.—Right	3917732	1	17.507
	Chev.—Left	3917731	1	17.507
	1967/GMC—Right	(a)3917732	1	17.507
	1967/GMC—Left	(a)3903765	1	17.507
	Retainer	3901441	4	17.507
	Retainer	4547764	6	17.507
	1968/GMC—Right	3917732	1	17.507
	1968/GMC—Left	3917731	1	17.507
3	MOULDING UNIT, Body Rear Outer Panel			
	Chev.—Right	3917734	1	17.507
	Chev.—Left	3917733	1	17.507
	1967/GMC—Right	(a)3917734	1	17.507
	1967/GMC—Left	(a)3917733	1	17.507
	Retainer	4547764	4	17.507
	1968/GMC—Right	3917734	1	17.507
	1968/GMC—Left	3917733	1	17.507
4	MOULDING UNIT, Side Panel—Front			
	1967-68/107—Right	3917736	1	17.507
	1967-68/107—Left	3917735	1	17.507
	1967-68/109-209—Right	3917746	1	17.507
	1967-68/109-209—Left	3917745	1	17.507
	1967/9107—Right	(a)3903768	1	17.507
	1967/9107—Left	(a)3917745	1	17.507
	Retainer	4547764	AR	17.507
	1967/9109-9209—Right	3917746	1	17.507
	1967/9109-9209—Left	3917745	1	17.507
	1968/9107—Right	3917736	1	17.507
	1968/9107—Left	3917735	1	17.507
	1968/9109-9209—Right	3917746	1	17.507
	1968/9109-9209—Left	3917745	1	17.507
	1968/210-9210-30-930—Right	3941922	1	17.507
	1968/210-9210-30-930—Left	3941921	1	17.507
5	MOULDING UNIT, Side Panel Centre			
	Chev.—Right	3917738	1	17.507
	Chev.—Left	3917737	1	17.507
	1967/GMC—Right	3917738	1	17.507
	1967/GMC—Left	3917737	1	17.507
	1968/GMC—Right	3917738	1	17.507
	1968/GMC—Left	3917737	1	17.507
	Moulding Only			

Key	Description	Part No.	Qty.	Group
6	MOULDING UNIT, Side Panel Rear			
	—107—Right	3917740	1	17.507
	—107—Left	3917739	1	17.507
	—109-20-30—Right	3917748	1	17.507
	—109-20-30—Left	3917747	1	17.507
	1967/9107—Right	3903774	1	17.507
	1967/9107—Left	(a)3903773	1	17.507
	1967/9109-920—Right	(a)3917748	1	17.507
	1967/9109-920—Left	(a)3917747	1	17.507
	Retainer	3901440	AR	17.507
	Retainer	4547764	AR	17.507
	1968/9107—Right	3917740	1	17.507
	1968/9107—Left	3917739	1	17.507
	1968/9109-920-930—Right	3917748	1	17.507
	1968/9109-920-930—Left	3917747	1	17.507
7	MOULDING UNIT, Side Panel Around			
	Tail Lights—Right	3917744	1	17.507
	—Left	3917743	1	17.507
8	BAR, Rear Bumper Face—Chrome	3885614	1	7.831
9	MOULDING UNIT, End Gate			
	—Outer—Right	3917742	1	17.615
	—Outer—Left	3917741	1	17.615
10	MOULDING UNIT, End Gate—Centre	3917749	1	17.615
11	CAP, Back Window Reveal Moulding	3894664	1	16.475
12	MOULDING, Back Window Reveal—Corner	3894663	2	16.475
13	MOULDING, Back Window Reveal			
	—Upper—Right	3894666	1	16.475
	—Upper—Left	3894665	1	16.475
14	MOULDING, Back Window Reveal—Lower	3894667	1	16.475
15	MOULDING UNIT, Body Rear Outer Panel			
	—Upper—Right	3917810	1	17.507
	—Upper—Left	3917809	1	17.507
16	CAP, Body Rear Outer Panel Moulding	3901478	1	17.507
17	MOULDING UNIT, Front Fender			
	—Upper—Right	3941926	1	8.132
	—Upper—Left	3941925	1	8.132
18	MOULDING UNIT, Side Door			
	—Upper—Right	3941924	1	17.507
	—Upper—Left	3941923	1	17.507
19	MOULDING UNIT, Body Rear Outer Panel			
	—Upper—Right	3941928	1	17.507
	—Upper—Left	3941927	1	17.507
20	MOULDING UNIT, Side Panel—Upper			
	—107	3941931	2	17.507
	—109-209	N.L.A.	2	17.507
	—210-310	N.L.A.	2	17.507



1967-68 PANELS & SUBURBANS MOULDING CHART

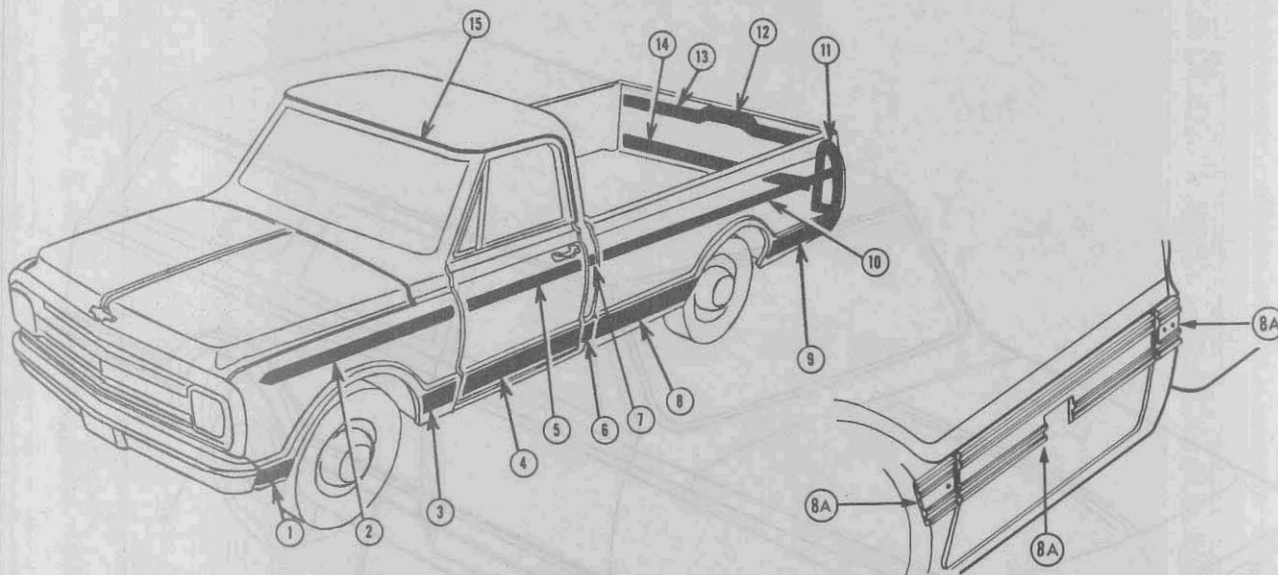
Key	Description	Part No.	Qty.	Group
1	MOULDING UNIT, Front Fender Side—Right	3917730	1	8.132
	—Left	3917729	1	8.132
2	MOULDING UNIT, Side Door—Right	3917732	1	17.507
	—Left	3917731	1	17.507
3	MOULDING, Body Side Front			
	1967/Chev. Panels			
	1968/Panels—Right	3904444	1	17.507
	Retainer	4547764	6	17.507
	1967/GMC Panels—Right	3904446	1	17.507
	Retainer	4547764	6	17.507
	1967/Chev. Suburbans			
	1968/Suburbans—Right	3904448	1	17.507
	Retainer	4547764	2	17.507
	1967/GMC Suburbans—Right	3904450	1	17.507
	Retainer	4547764	2	17.507
	1967/Chev.			
	1968/All—Left	3904443	1	17.507
	Retainer	4547764	6	17.507
	1967/GMC—Left	3904443	1	17.507
	Retainer	4547764	6	17.507
	MOULDING, Side Rear Door			
	1967/Chev. Suburbans			
	1968/Suburbans	3904440	1	17.507
	Retainer	3901440	2	17.507
	Retainer	4547764	3	17.507
	1967/GMC Suburbans	3904440	1	17.507
	Retainer	3901440	2	17.507
	Retainer	4547764	3	17.507

Key	Description	Part No.	Qty.	Group
4	MOULDING UNIT, Body Side Panel			
	Centre—Right	3917738	1	17.507
	—Left	3917737	1	17.507
5	MOULDING, Body Side Panel Rear			
	1967/Chev.			
	1968/All—Right	3904452	1	17.507
	Retainer	4547764	5	17.507
	1967/GMC—Right	3904452	1	17.507
	Retainer	4547764	5	17.507
	1967/Chev.			
	1968/All—Left	3904451	1	17.507
	Retainer	4547764	5	17.507
	1967/GMC	3904453	1	17.507
	Retainer	4547764	5	17.507



CHEV-GMC TRUCK

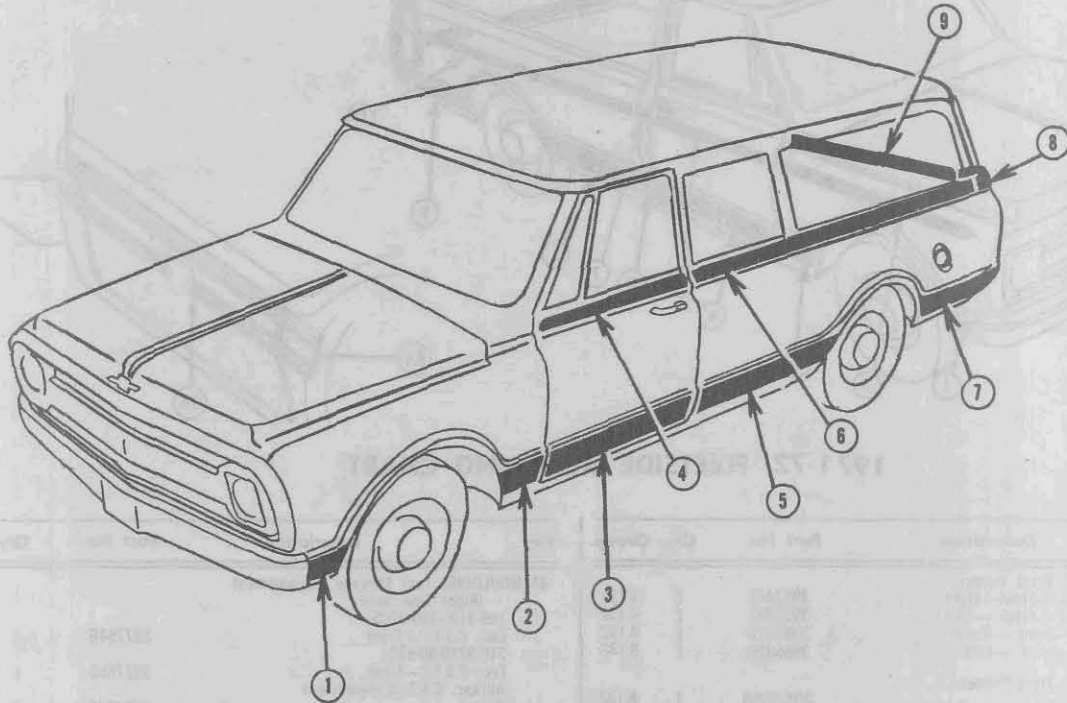
PARTS CATALOGUE



1969-70 FLEETSIDE MOULDING CHART

Key	Description	Part No.	Qty.	Group
1	MOULDING UNIT, Front Fender			
	All (Exc. C.S.T.) —Front—Right	3952442	1	8.132
	All (Exc. C.S.T.) —Front—Left	3952441	1	8.132
	All W/C.S.T. —Front—Right	3955310	1	8.132
All W/C.S.T. —Front—Left	3955309	1	8.132	
2	MOULDING UNIT, Front Fender			
	Upper—Right	3953888	1	8.132
	Upper—Left	3953887	1	8.132
3	MOULDING UNIT, Front Fender			
	All (Exc. C.S.T.) —Rear—Right	3952444	1	8.132
	All (Exc. C.S.T.) —Rear—Left	3952443	1	8.132
	All W/C.S.T. —Rear—Right	3955312	1	8.132
All W/C.S.T. —Rear—Left	3955311	1	8.132	
4	MOULDING UNIT, Side Door — Lower			
	All (Exc. C.S.T.) —Lower—Right	3997434	1	17.507
	All (Exc. C.S.T.) —Lower—Left	3997433	1	17.507
	All W/C.S.T. —Lower—Right	3997436	1	17.507
All W/C.S.T. —Lower—Left	3997435	1	17.507	
5	MOULDING UNIT, Side Door			
	Upper—Right	3997462	1	17.507
	Upper—Left	3997461	1	17.507
6	MOULDING UNIT, Body Rear Outer Panel			
	All (Exc. C.S.T.) —Lower—Right	3952446	1	17.507
	All (Exc. C.S.T.) —Lower—Left	3952445	1	17.507
	All W/C.S.T. —Lower—Right	3955308	1	17.507
	All W/C.S.T. —Lower—Left	3955307	1	17.507
7	MOULDING UNIT, Body Rear—Outer Panel			
	Intermediate—Right	3953886	1	17.507
	Intermediate—Left	3953885	1	17.507
8	MOULDING UNIT, Side Panel—Front			
	107-9107/Exc. C.S.T.—Right	3997438	1	17.507
	107-9107/Exc. C.S.T.—Left	3997437	1	17.507
	109-9109-209-9209/Exc. C.S.T., Stowage Box/—Right	3997442	1	17.507
	109-9109-209-9209/Exc. C.S.T., Stowage Box/—Left	3997441	1	17.507
	210-9210-30-930/Exc. C.S.T., Stowage Box/—Right	3997446	1	17.507
	210-9210-30-930/Exc. C.S.T./ —Left	3952455	1	17.507
	107-9107 w/C.S.T.—Right	3997440	1	17.507
	107-9107 w/C.S.T.—Left	3997439	1	17.507
	109-9109-209-9209 w/C.S.T./ Exc. Stowage Box/—Right	3997444	1	17.507
	109-9109-209-9209 w/C.S.T.—Left	3997443	1	17.507
	210-9210-30-930 w/C.S.T./ Exc. Stowage Box/—Right	3997448	1	17.507
	210-9210-30-930 w/C.S.T./ —Left	3997447	1	17.507

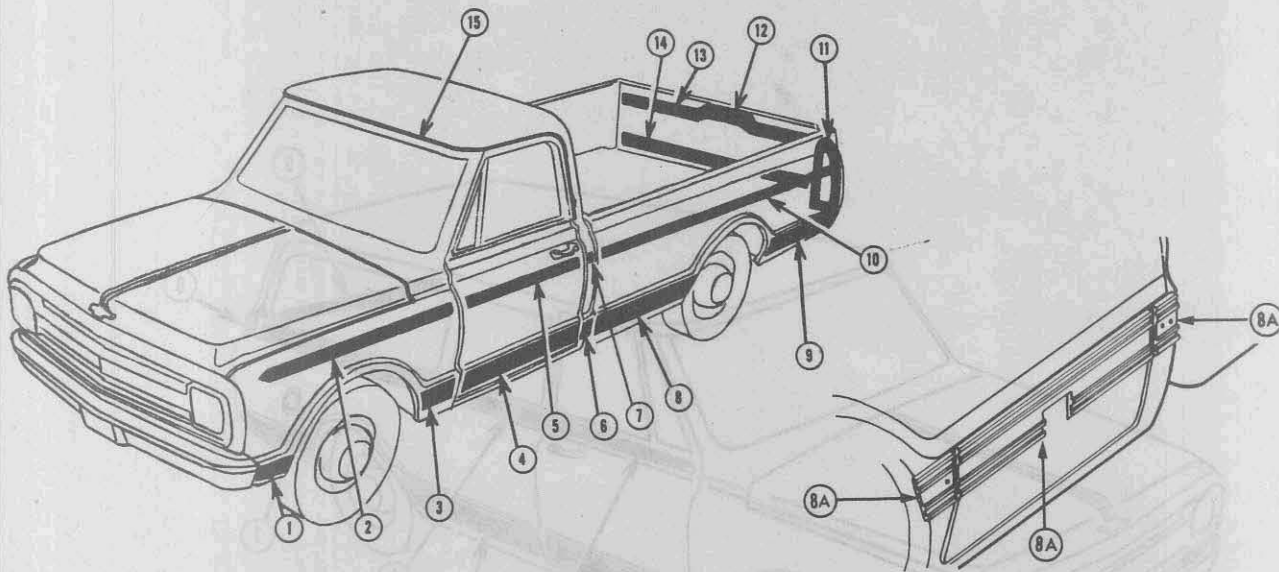
Key	Description	Part No.	Qty.	Group
8A	MOULDING, Tool Stowage Compartment (Right Side Only)			
	109-9109-209-9209/ Exc. C.S.T./—Front	3977546	1	17.507
	210-9210-30-930/ Exc. C.S.T./—Front	3977550	1	17.507
	All/Exc. C.S.T./Compartment Door	3977586	1	17.507
	All/Exc. C.S.T./—Rear	3977554	1	17.507
	109-9109-209-9209 w/C.S.T.—Front	3977510	1	17.507
	210-9210-30-930 w/C.S.T.—Front	3977548	1	17.507
	All w/C.S.T.—Compartment Door	3977590	1	17.507
	All w/C.S.T.—Rear	3977552	1	17.507
	9	MOULDING UNIT, Side Panel—Rear		
107-9107 (Exc. C.S.T.)—Right		3997432	1	17.507
107-9107 (Exc. C.S.T.)—Left		3997431	1	17.507
109-9109-20-920-930 (Exc. C.S.T.) —Right		3997452	1	17.507
109-9109-20-920-30-930 (Exc. C.S.T.) —Left		3997451	1	17.507
107-9107 W/C.S.T. — Right		3997450	1	17.507
107-9107 W/C.S.T. — Left		3997449	1	17.507
109-9109-20-920-30-930 W/C.S.T. —Right		3997454	1	17.507
109-9109-20-920-30-930 W/C.S.T. —Left		3997453	1	17.507
10		MOULDING UNIT, Side Panel—Upper		
	107	3953880	1	17.507
	109-209	3997425	1	17.507
	210-310-9210-9310	3997463	1	17.507
11	BEZEL, Tail and Stop Lamp			
	Right	3944796	1	2.680
	Left	3944795	1	2.680
12	MOULDING UNIT, End Gate—Centre	3917749	1	17.615
13	MOULDING UNIT, End Gate—Outer			
	—Right	3917742	1	17.615
	—Left	3917741	1	17.615
14	MOULDING UNIT, End Gate—Lower	3953877	1	17.615
15	MOULDING, Roof Drip—Side			
	1969 First Jobs—Front—Right	3901482	1	16.642
	1969 First Jobs—Front—Left	3901481	1	16.642
	1969 First Jobs—Side—Right	3901484	1	16.642
	1969 First Jobs—Side—Left	3901483	1	16.642



1969-70 PANELS AND SUBURBANS MOULDING CHART

Key	Description	Part No.	Qty.	Group
1	MOULDING UNIT Front Fender			
	—Lower—Front	3952442-R	1	8.132
		3952441-L	1	8.132
2	MOULDING UNIT, Front Fender			
	—Lower—Rear	3952444-R	1	8.132
		3952443-L	1	8.132
3	MOULDING UNIT, Side Door—Lower			
	3997434-R	1	17.507
		3997433-L	1	17.507
4	MOULDING UNIT, Side Door—Upper			
	3952438-R	1	17.507
		3952437-L	1	17.507
5	MOULDING UNIT, Side Panel—Lower			
	—Front Panels	3952450-R	1	17.507
		3997427-L	1	17.507
	Suburbans	3952464-R	1	17.507
		3997427-L	1	17.507
	MOULDING UNIT, Side Rear Door—Lower	3997460-R	1	17.507

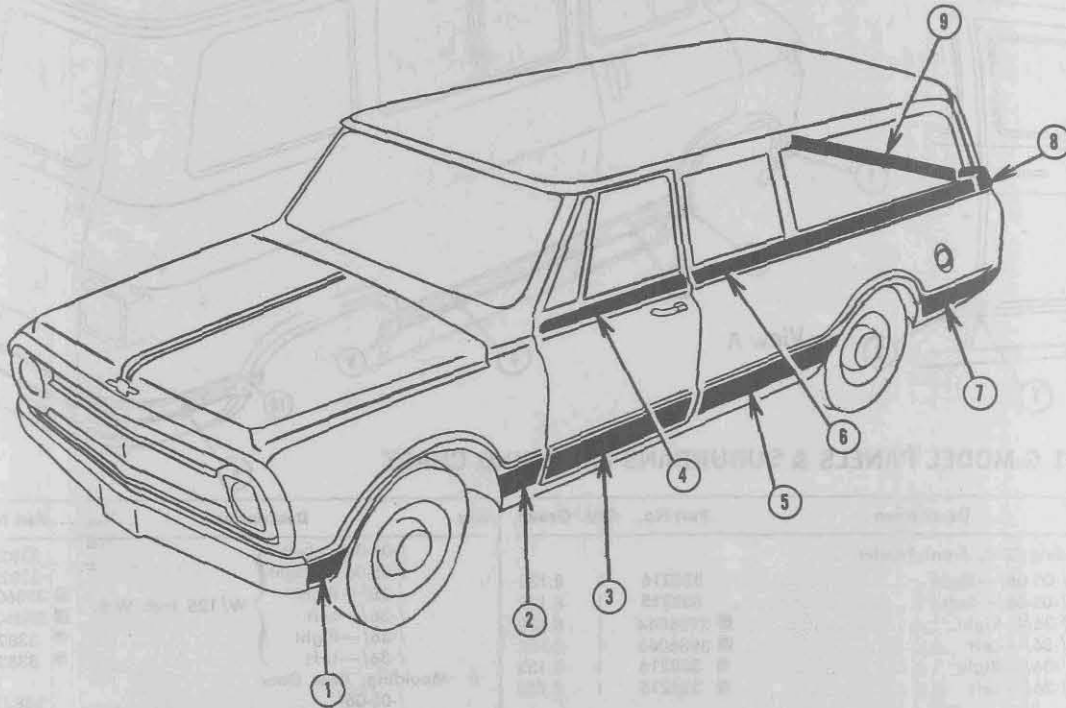
Key	Description	Part No.	Qty.	Group
6	MOULDING UNIT, Side Panel—Upper			
	—Front Panels	3952439	2	17.507
	Suburbans	3952440-R	1	17.507
		3952439-L	1	17.507
	MOULDING UNIT, Side Rear Door—Upper	3952468-R	1	17.507
7	MOULDING UNIT, Side Panel			
	—Lower—Rear	3997430-R	1	17.507
		3997429-L	1	17.507
8	MOULDING UNIT, Side Panel			
	—Upper—Rear	3952466-R	1	17.507
		3952465-L	1	17.507
9	MOULDING UNIT, Rear Door—Upper			
	All (-06)	3952470-R	1	17.507
		3952469-L	1	17.507
	All (-16)	3952463	1	17.507



1971-72 FLEETSIDE MOULDING CHART

Key	Description	Part No.	Qty.	Group
1	MOULDING UNIT, Front Fender			
	All (Exc. C.S.T.) —Front—Right	3952442	1	8.132
	All (Exc. C.S.T.) —Front—Left	3952441	1	8.132
	All W/C.S.T. —Front —Right	3955310	1	8.132
2	MOULDING UNIT, Front Fender			
	Upper—Right	3953888	1	8.132
	Upper—Left	3953887	1	8.132
3	MOULDING UNIT, Front Fender			
	All (Exc. C.S.T.) —Rear —Right	3952444	1	8.132
	All (Exc. C.S.T.) —Rear —Left	3952443	1	8.132
	All W/C.S.T. —Rear —Right	3955312	1	8.132
4	MOULDING UNIT, Side Door — Lower			
	All (Exc. C.S.T.) —Lower —Right	3997434	1	17.507
	All (Exc. C.S.T.) —Lower —Left	3997433	1	17.507
	All W/C.S.T. —Lower —Right	3997436	1	17.507
5	MOULDING UNIT, Side Door			
	Upper—Right	3997462	1	17.507
	Upper—Left	3997461	1	17.507
6	MOULDING UNIT, Body Rear Outer Panel			
	All (Exc. C.S.T.) —Lower —Right	3952446	1	17.507
	All (Exc. C.S.T.) —Lower —Left	3952445	1	17.507
	All W/C.S.T. —Lower —Right	3955308	1	17.507
7	MOULDING UNIT, Body Rear—Outer Panel			
	Intermediate—Right	3953886	1	17.507
	Intermediate—Left	3953885	1	17.507
8	MOULDING UNIT, Side Panel—Front			
	107-9107/Exc. C.S.T.—Right	3997438	1	17.507
	107-9107/Exc. C.S.T.—Left	3997437	1	17.507
	109-9109-209-9209/Exc. C.S.T., Stowage Box/—Right	3997442	1	17.507
	109-9109-209-9209/Exc. C.S.T.—Left	3997441	1	17.507
	210-9210-30-930/Exc. C.S.T., Stowage Box/—Right	3997446	1	17.507
	210-9210-30-930/Exc. C.S.T./ —Left	3997445	1	17.507
	107-9107 w/C.S.T.—Right	3997440	1	17.507
	107-9107 w/C.S.T.—Left	3997439	1	17.507
	109-9109-209-9209 w/C.S.T./ Exc. Stowage Box/—Right	3997444	1	17.507
	109-9109-209-9209 w/C.S.T.—Left	3997443	1	17.507
	210-9210-30-930 w/C.S.T./ Exc. Stowage Box/—Right	3997448	1	17.507
	210-9210-30-930 w/C.S.T./ —Left	3997447	1	17.507

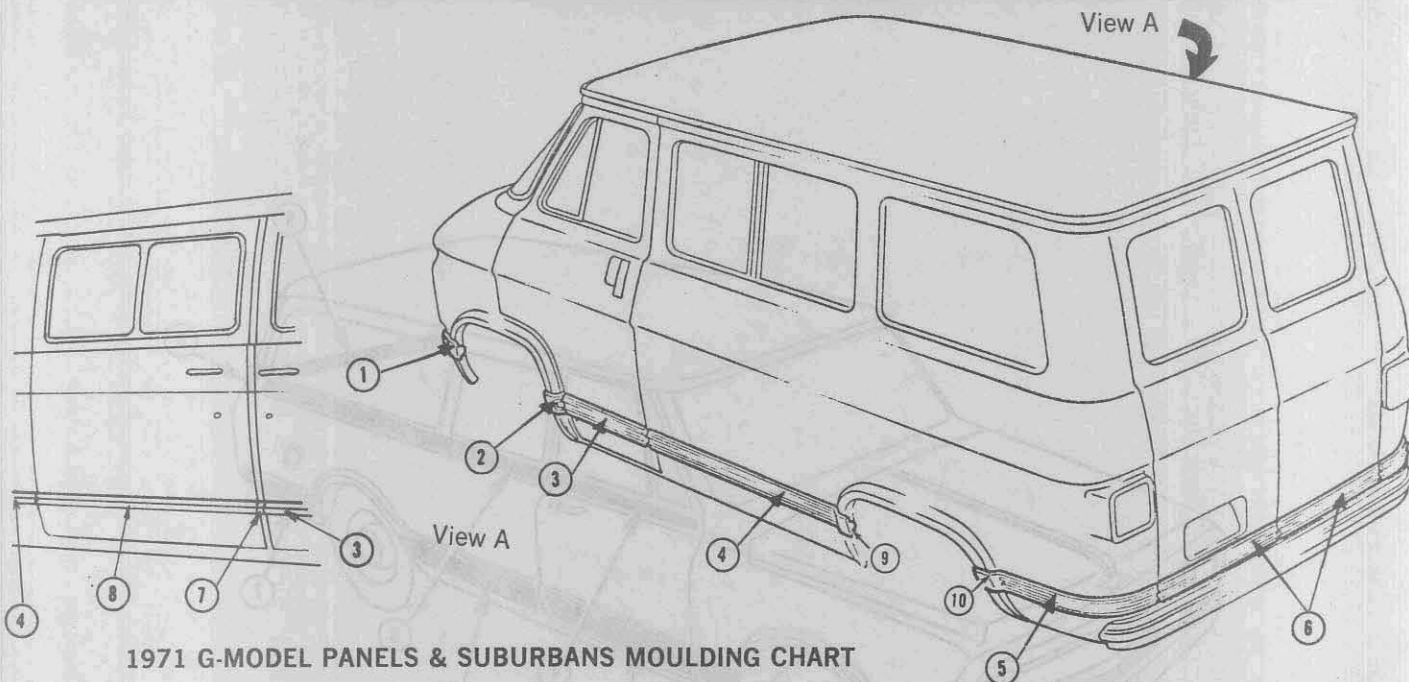
Key	Description	Part No.	Qty.	Group	
8A	MOULDING, Tool Stowage Compartment (Right Side Only)				
	109-9109-209-9209/ Exc. C.S.T./—Front	3977546	1	17.507	
	210-9210-30-930/ Exc. C.S.T./—Front	3977550	1	17.507	
	All/Exc. C.S.T./Compartment Door	3977586	1	17.507	
	All/Exc. C.S.T./—Rear 109-9109-209-9209	3977554	1	17.507	
	w/C.S.T.—Front	3977510	1	17.507	
	210-9210-30-930 w/C.S.T.—Front	3977548	1	17.507	
	All w/C.S.T.—Compartment Door	3977590	1	17.507	
	All w/C.S.T.—Rear	3977552	1	17.507	
	9	MOULDING UNIT, Side Panel—Rear			
		107-9107 (Exc. C.S.T.)—Right	3997432	1	17.507
		107-9107 (Exc. C.S.T.)—Left	3997431	1	17.507
		109-9109-20-920-930 (Exc. C.S.T.) —Right	3997452	1	17.507
		109-9109-20-920-30-930 (Exc. C.S.T.) —Left	3997451	1	17.507
107-9107 W/C.S.T. — Right		3997450	1	17.507	
10	MOULDING UNIT, Side Panel—Upper				
	107	3997424	1	17.507	
	109-209	3997425	1	17.507	
	210-310-9210-9310	3997463	1	17.507	
11	BEZEL, Tail and Stop Lamp				
	Right	3944796	1	2.680	
12	MOULDING UNIT, End Gate—Centre	3917749	1	17.615	
13	MOULDING UNIT, End Gate—Outer				
	—Right	3917742	1	17.615	
14	MOULDING UNIT, End Gate—Lower	3953877	1	17.615	
15	MOULDING, Roof Drip—Side				
	—Right	3885628	1	16.642	
	—Left	3885627	1	16.642	



1971-72 SUBURBANS MOULDING CHART

Key	Description	Part No.	Qty.	Group
1	MOULDING UNIT Front Fender —Lower—Front	3952442-R	1	8.132
		3952441-L	1	8.132
2	MOULDING UNIT, Front Fender —Lower—Rear	3952444-R	1	8.132
		3952443-L	1	8.132
3	MOULDING UNIT, Side Door—Lower	3997444-R	1	17.507
		3997443-L	1	17.507
4	MOULDING UNIT, Side Door—Upper	3952438-R	1	17.507
		3952437-L	1	17.507
5	MOULDING UNIT, Side Panel—Lower Suburbans	3952464-R	1	17.507
		3997427-L	1	17.507
		3997460-R	1	17.507
	MOULDING UNIT, Side Rear Door—Lower	3997460-R	1	17.507

Key	Description	Part No.	Qty.	Group
6	MOULDING UNIT, Side Panel—Upper —Front	3952440-R	2	17.507
		3952439-L	1	17.507
	MOULDING UNIT, Side Rear Door—Upper ..	3952468-R	1	17.507
7	MOULDING UNIT, Side Panel —Lower—Rear	3997430-R	1	17.507
		3997429-L	1	17.507
8	MOULDING UNIT, Side Panel —Upper—Rear	3952466-R	1	17.507
		3952465-L	1	17.507
9	MOULDING UNIT, Rear Door—Upper	All (-06)	3952470-R	1 17.507
			3952469-L	1 17.507
		All (-16)	3952463	1 17.507



1971 G-MODEL PANELS & SUBURBANS MOULDING CHART

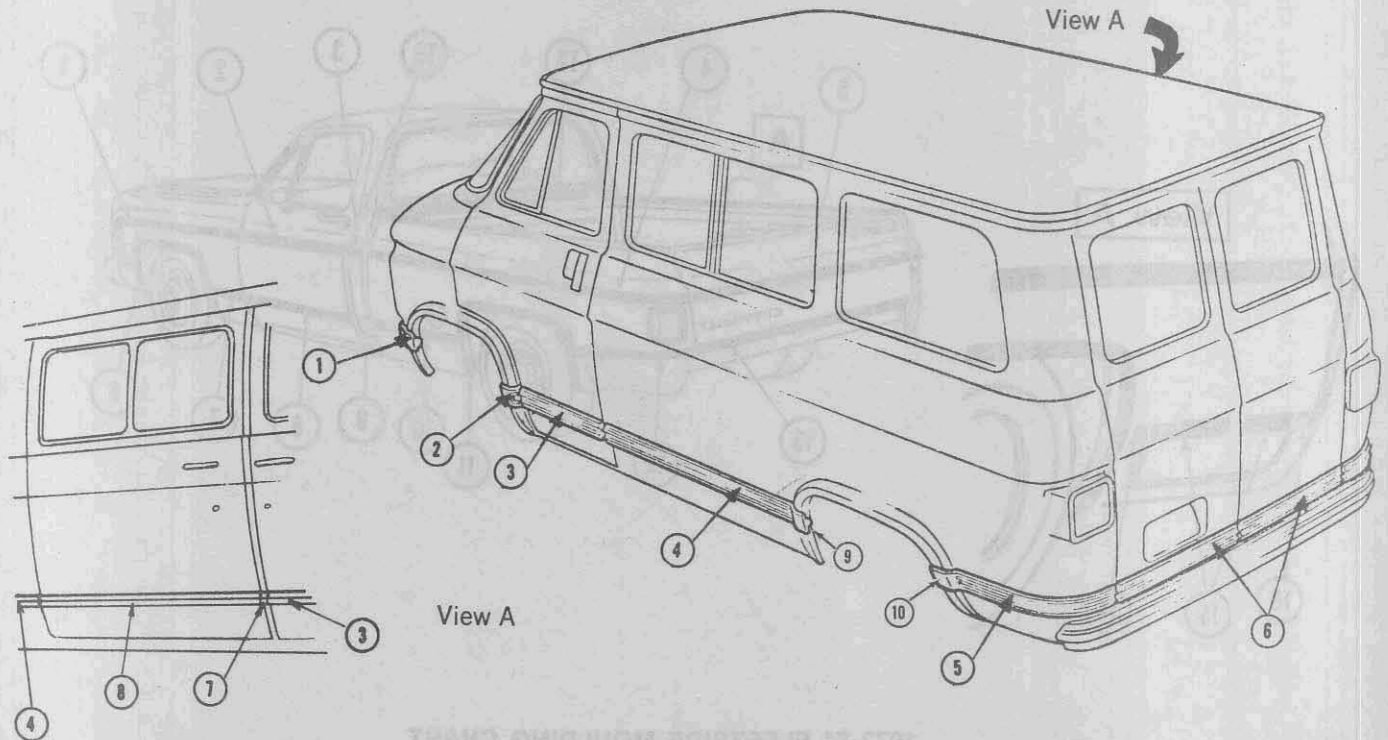
Key	Description	Part No.	Qty.	Group
1	Moulding Unit, Front Fender			
	/-05-06/—Right	338216	1	8.132
	/-05-06/—Left	338215	1	8.132
	/-36/—Right	■ 3986064	1	8.132
	/-36/—Left	■ 3986063	1	8.132
	/-36/—Right	● 338216	1	8.132
	/-36/—Left	● 338215	1	8.132
2	Moulding Unit, Front Outer Rocker Panel			
	/-05-06/—Right	3986094	1	17.507
	/-05-06/—Left	3986093	1	17.507
	/-36/—Right	■ 3986074	1	17.507
	/-36/—Left	■ 3986073	1	17.507
	/-36/—Right	● 3986094	1	17.507
	/-36/—Left	● 3986093	1	17.507
3	Moulding, Side Front Door			
	/-05-06/—Right	338218	1	17.507
	/-05-06/—Left	325041	1	17.507
	/-36/—Right	■ 3986076	1	17.507
	/-36/—Left	■ 3986075	1	17.507
	/-36/—Right	● 338218	1	17.507
	/-36/—Left	● 325041	1	17.507
4	Moulding, Body Side—Front			
	/-05-06/—Right	3986096	1	17.507
	/-05-06/—Left	338219	1	17.507
	/-36/—Right	■ 3986066	1	17.507
	/-36/—Left	■ 3986065	1	17.507
	/-36/—Right	● 3986096	1	17.507
	/-36/—Left	● 338219	1	17.507
	/-05-06/—Right	338222	1	17.507
	/-05-06/—Left	338221	1	17.507
	/-36/—Right	■ 3986072	1	17.507
	/-36/—Left	■ 3986071	1	17.507
	/-36/—Right	● 338222	1	17.507
	/-36/—Left	● 338221	1	17.507
5	Moulding, Body Side—Rear			
	/-05-06/—Right	338224	1	17.507
	/-05-06/—Left	3987299	1	17.507
	/-36/—Right	■ 3986068	1	17.507
	/-36/—Left	■ 3986067	1	17.507
	/-36/—Right	● 338224	1	17.507
	/-36/—Left	● 3987299	1	17.507

Key	Description	Part No.	Qty.	Group
	/-05-06/—Left	338226	1	17.507
	/-05-06/—Right	338225	1	17.507
	/-36/—Right	■ 3986070	1	17.507
	/-36/—Left	■ 3986069	1	17.507
	/-36/—Right	● 338226	1	17.507
	/-36/—Left	● 338225	1	17.507
6	Moulding, Rear Door			
	/-05-06/	338214	2	17.507
	/-36/	■ 3986087	2	17.507
	/-36/	● 338214	2	17.507
7	Moulding, Side Door—Front Lock Pillar			
	/-05-06/	3986092	1	17.507
	/-36/	■ 3986058	1	17.507
	/-36/	● 3986092	1	17.507
8	Moulding, Side Door—Sliding			
	/-05-06/	338220	1	17.507
	/-36/	■ 3986088	1	17.507
	/-36/	● 338220	1	17.507
9	Cap, Body Side Moulding			
	/-05-06/—Left Front	3987303	1	17.507
	/-36/—Left Front	■ 3981977	1	17.507
	/-36/—Left Front	● 3987303	1	17.507
10	Cap, Body Side Moulding			
	/-05-06/—Left Rear	3988369	1	17.507
	/-05-06/—Right Rear	3988370	1	17.507
	/-36/—Left Rear	■ 3988367	1	17.507
	/-36/—Right Rear	■ 3988368	1	17.507
	/-36/—Left Rear	● 3988369	1	17.507
	/-36/—Right Rear	● 3988370	1	17.507
	/-05-06/—Left Rear	3987309	1	17.507
	/-05-06/—Right Rear	3987310	1	17.507
	/-36/—Left Rear	■ 3986085	1	17.507
	/-36/—Right Rear	■ 3986086	1	17.507
	/-36/—Left Rear	● 3987309	1	17.507
	/-36/—Right Rear	● 3987310	1	17.507

■—First Jobs—Woodgrain Insert

●—After Jobs—Black Insert

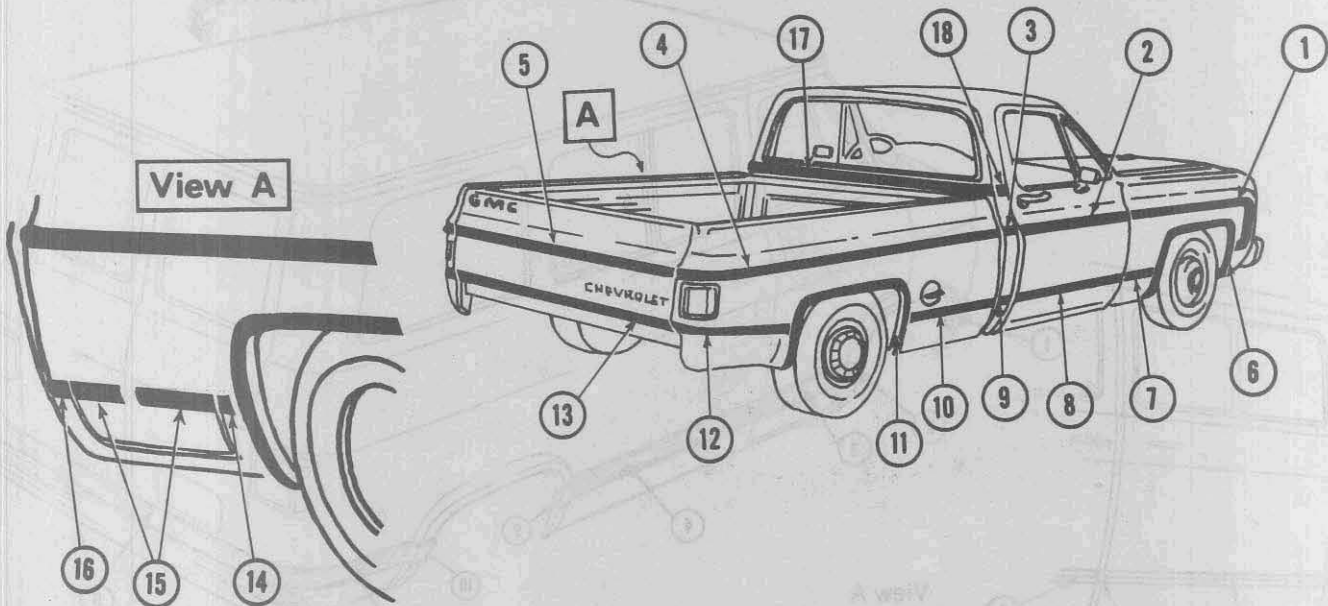
W.B.—Wheel Base



1972-75 G-MODEL PANELS & SUBURBANS MOULDING CHART

Key	Description	Part No.	Qty.	Group
1	Moulding Unit, Front Fender			
	1972-73 Left	338215	1	8.132
	1972-73 Right	338216	1	8.132
	1974-75 Left	338215	1	8.132
	1974-75 Right	338216	1	8.132
2	Moulding Unit, Front Outer Rocker Panel			
	1972-74 Left	3986093	1	17.507
	1972-74 Right	3986094	1	17.507
3	Moulding, Side Front Door			
	1972 Left	325041	1	17.507
	1972 Right	338218	1	17.507
	1973-75 Left	338217	1	17.507
	1973-75 Right	338218	1	17.507
4	Moulding, Body Side-Front			
	1972 w/110 In. W.B.-Left	338219	1	17.507
	1972 w/110 In. W.B.-Right	338220	1	17.507
	1972 w/125 In. W.B.-Left	338221	1	17.507
	1972 w/125 In. W.B.-Right	338222	1	17.507
	1973-75 w/110 In. W.B.-Left	338219	1	17.507
	1973-75 w/110 In. W.B.-Right	338220	1	17.507
	1973-75 w/125 In. W.B.-Left	338221	1	17.507
	1973-75 w/125 In. W.B.-Right	338222	1	17.507
5	Moulding, Body Side-Rear			
	1972 w/110 In. W.B.-Left	3987299	1	17.507
	1972 w/110 In. W.B.-Right	338224	1	17.507

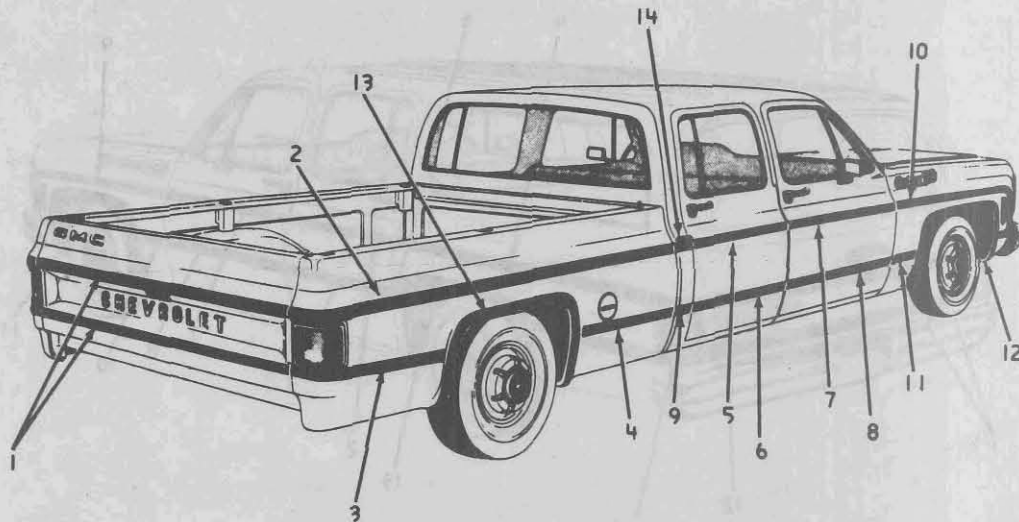
Key	Description	Part No.	Qty.	Group
	1972 w/125 In. W.B.-Left	338225	1	17.507
	1972 w/125 In. W.B.-Right	338226	1	17.507
	1973-75 w/110 In. W.B.-Left	338223	1	17.507
	1973-75 w/110 In. W.B.-Right	338224	1	17.507
	1973-75 w/125 In. W.B.-Left	338225	1	17.507
	1973-75 w/125 In. W.B.-Right	338226	1	17.507
6	Moulding, Rear Door			
	1972	338214	2	17.507
	1973-75	338214	2	17.507
7	Moulding, Side Door-Front Lock Pillar			
1972-75	3986092	1	17.507	
8	Moulding, Side Door-Sliding			
	1972	338220	1	17.507
	1973-75	338220	1	17.507
9	Cap, Body Side Moulding			
-Left Front	3987303	1	17.507	
10	Cap, Body Side Moulding			
	-Left Rear	3988369	1	17.507
	-Right Rear			
	-Left Rear	3987309	1	17.507
	-Right Rear			
	W/110 Inch W.B.	3988370	1	17.507
	W/125 Inch W.B.	3987310	1	17.507



1973-74 FLEETSIDE MOULDING CHART

Key	Description	Part No.	Qty.	Group
1	Moulding Unit, Front Fender			
	1973-74/Upper Left	6260839	1	8.132
	1973-74/Upper Right	6260840	1	8.132
2	Moulding Unit, Side Door			
	1973-74/Upper Left	347143	1	17.507
	1973-74/Upper Right	347144	1	17.507
3	Moulding Unit, Body Rear — Outer Panel			
	1973-74/Upper—Left & Right.....	6258145	2	17.507
4	Moulding Unit, Side Panel — Upper			
	1973-74/107—Left	328815	1	17.507
	1973-74/107—Right	347172	1	17.507
	1973-74/Exc. 107/—Left	347169	1	17.507
	1973-74/Exc. 107/—Right	347170	1	17.507
5	Moulding Unit, End Gate			
	1973-74/Upper	370336	1	17.615
6	Moulding Unit, Front Fender Wheelhouse			
	1973-74/Left	328843	1	8.132
	1973-74/Right	328844	1	8.132
7	Moulding Unit, Front Fender			
	1973-74/Lower Left	6260841	1	8.132
	1973-74/Lower Right	6260842	1	8.132
8	Moulding Unit, Side Door			
	1973-74/Lower—Left	347141	1	17.507
	1973-74/Lower—Right	347142	1	17.507
9	Moulding Unit, Body Rear — Outer Panel			
	1973-74/Lower—Left & Right	6258145	2	17.507
10	Mouldings Unit, Side Panel — Lower			
	1973-74/107—Front Left	328821	1	17.507
	1973-74/107—Front Right	328822	1	17.507
	1973-74/Exc. 107/—Front Left	347147	1	17.507
	1973-74/Exc. 107/—Front Right	347148	1	17.507

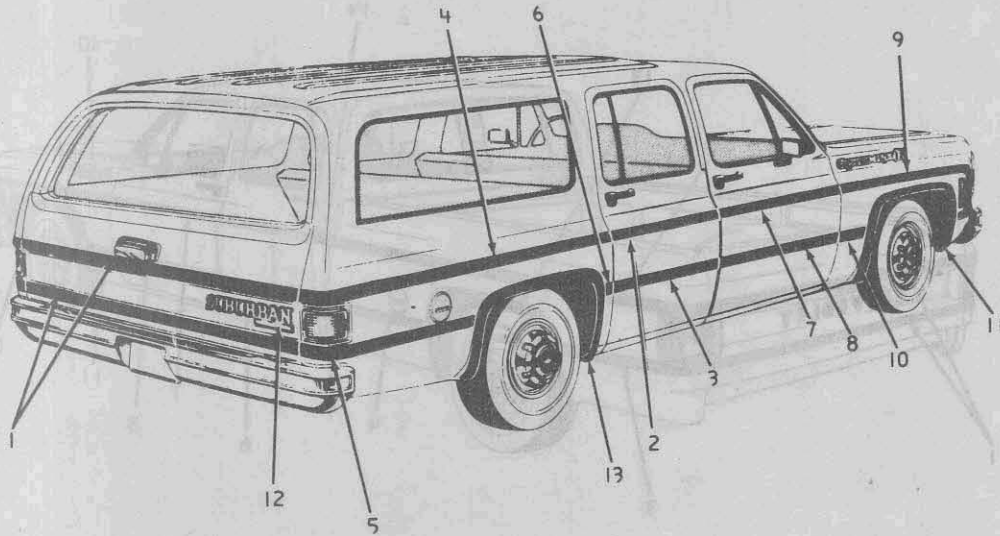
Key	Description	Part No.	Qty.	Group
11	Moulding Unit, Side Panel Wheel Opening			
	1973-74/Left	328819	1	17.507
	1973-74/Right	328820	1	17.507
12	Moulding Unit, Side Panel — Lower			
	1973-74/107—Rear Left	347149	1	17.507
	1973-74/107—Rear Right	347150	1	17.507
	1973-74/Exc. 107/—Rear Left	347167	1	17.507
	1973-74/Exc. 107/—Rear Right	347168	1	17.507
13	Moulding Unit, End Gate			
	1973-74/Lower	347139	1	17.615
14	Moulding Unit, Side Panel — Lower			
	1973-74/Front—Left	6258013	1	17.570
15	Moulding, Tool Stowage Compartment Door			
	1973-74/Left	329055	2	17.510
16	Moulding Unit, Side Panel — Lower			
	1973-74/Rear—Left	6258014	1	17.507
17	Moulding Unit, Body Rear Outer Panel			
	1973-74/Upper Rear	6258052	1	17.507
18	Moulding Unit, Body Rear Outer Panel			
	1973-74/Left—Upper Side—			
	Chev. Bow Tie	345125	1	17.507
	1973-74/Right—Upper Side—			
	Chev. Bow Tie	345124	1	17.507
	1973-74/Left—Upper Side—GMC	326919	1	17.507
	1973-74/Right—Upper Side—GMC	326920	1	17.507
	1973-74/Left—Upper Side—Tee Pee			
	Pattern	345126	1	17.507
	1973-74/Right—Upper Side—Tee Pee			
	Pattern	345127	1	17.507



1973-74 CREW CAB BODY MOULDINGS

Key	Description	Part No.	Qty.	Group
1	Moulding, End Gate 1973-74/Used Upper & Lower	370336	2	17.615
2	Moulding, Body Side 1973-74/Left Side Upper	347169	1	17.507
	1973-74/Right Side Upper	347170	1	17.507
3	Moulding, Body Side 1973-74/Left Side Lower Rear	347167	1	17.507
	1973-74/Right Side Lower Rear	347168	1	17.507
4	Moulding, Body Side 1973-74/Left Side Lower Front	347147	1	17.507
	1973-74/Right Side Lower Front	347148	1	17.507
5	Moulding, Side Door 1973-74/Left Rear Upper	6258357	1	17.507
	1973-74/Right Rear Upper	347164	1	17.507
6	Moulding, Side Door 1973-74/Left Rear Lower	6258359	1	17.507
	1973-74/Right Rear Lower	347154	1	17.507
7	Moulding, Side Door 1973-74/Left Front Upper	347143	1	17.507
	1973-74/Right Front Upper	347144	1	17.507

Key	Description	Part No.	Qty.	Group
8	Moulding, Side Door 1973-74/Left Front Lower	347141	1	17.507
	1973-74/Right Front Lower	347142	1	17.507
9	Moulding, Body Side 1973-74/Side Upper Rear	6258145	2	17.507
	1973-74/Side Lower Rear	6258145	2	17.507
10	Moulding Unit, Front Fender 1973-74/Left Upper	6260839	1	8.132
	1973-74/Right Upper	6260840	1	8.132
11	Moulding Unit, Front Fender 1973-74/Left Lower	6260841	1	8.132
	1973-74/Right Lower	6260842	1	8.132
12	Moulding Unit, Front Fender 1973-74/Left Whl Opening	328843	1	8.132
	1973-74/Right Whl Opening	328844	1	8.132
13	Moulding, Body Side 1973-74/Left Whl Opening	328819	1	17.507
	1973-74/Right Whl Opening	328820	1	17.507
14	Plate, Rear Name 1973-74/3 + 3	338213	1	17.615

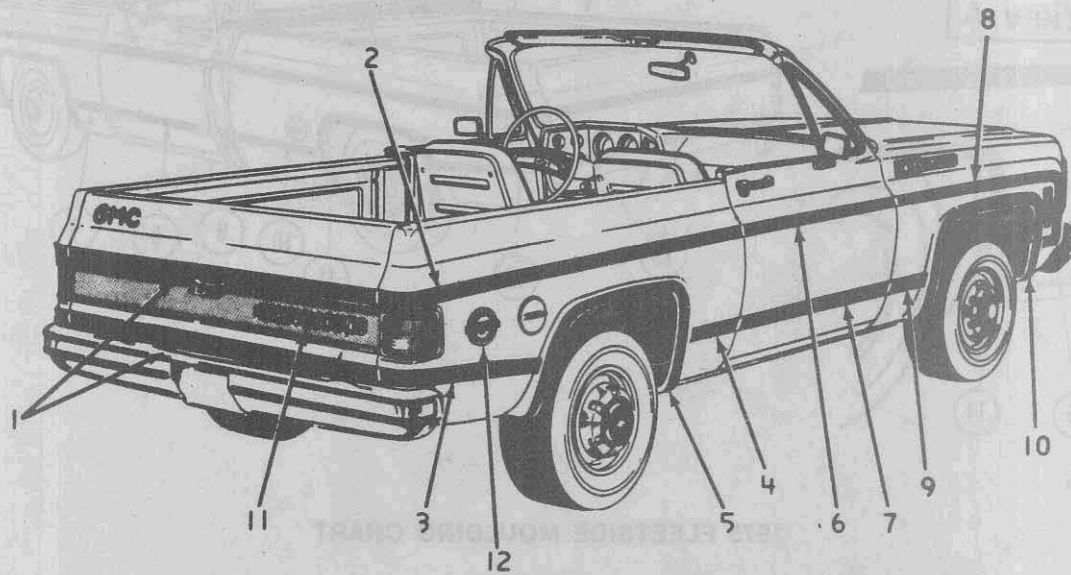


1973-74 CREW CAB BODY MOLDINGS

1973-74 SUBURBAN BODY MOLDINGS

Key	Description	Part No.	Qty.	Group
1	Moulding, End Gate 1973-74/Used Upper & Lower	347138	2	17.615
2	Moulding, Side Door 1973-74/Left Rear Upper	6258357	1	17.507
	1973-74/Right Rear Upper	347164	1	17.507
3	Moulding, Side Door 1973-74/Left Rear Lower	6258359	1	17.507
	1973-74/Right Rear Lower	347154	1	17.507
4	Moulding, Body Side 1973-74/Left Upper	347151	1	17.507
	1973-74/Right Upper	347152	1	17.507
5	Moulding, Body Side 1973-74/Left Rear Lower	347173	1	17.507
	1973-74/Right Rear Lower	347174	1	17.507
6	Moulding, Body Side 1973-74/Left Front Lower	6258349	1	17.507
	1973-74/Right Front Lower	6258350	1	17.507
7	Moulding, Side Door 1973-74/Left Front Upper	347143	1	17.507
	1973-74/Right Front Upper	347144	1	17.507

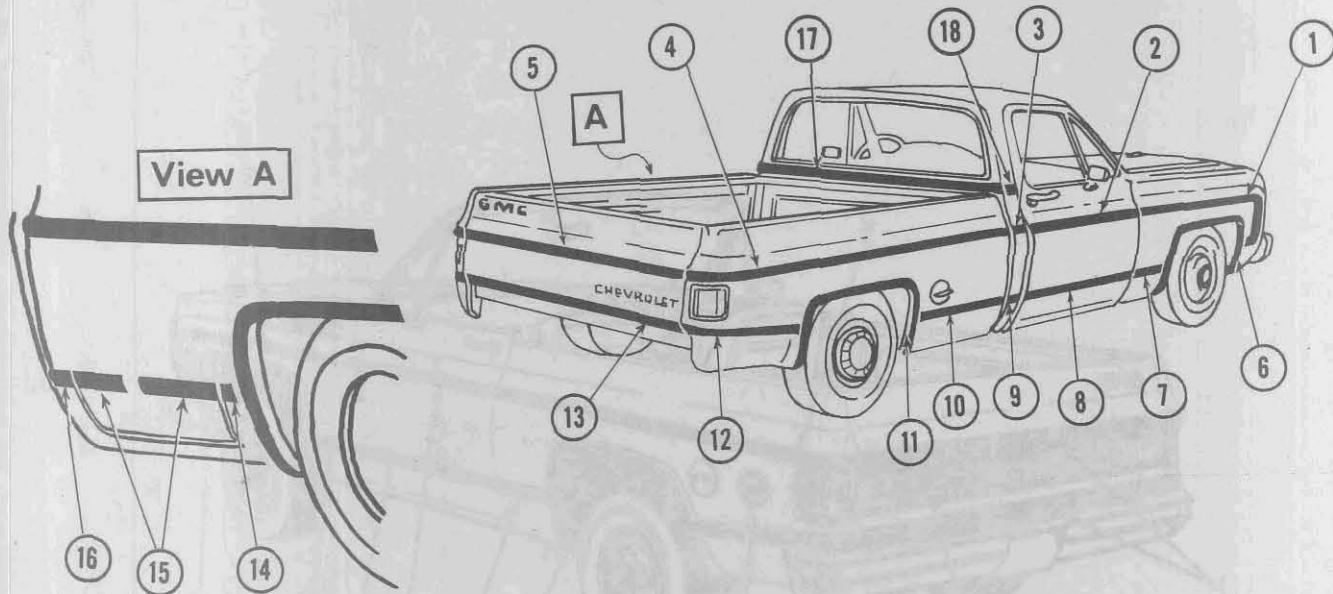
Key	Description	Part No.	Qty.	Group
8	Moulding, Side Door 1973-74/Left Front Lower	347141	1	17.507
	1973-74/Right Front Lower	347142	1	17.507
9	Moulding Unit, Front Fender 1973-74/Left Upper	6260839	1	8.132
	1973-74/Right Upper	6260840	1	8.132
10	Moulding Unit, Front Fender 1973-74/Left Lower	6260841	1	8.132
	1973-74/Right Lower	6260842	1	8.132
11	Moulding Unit, Front Fender 1973-74/Left Whl Opening	328843	1	8.132
	1973-74/Right Whl Opening	328844	1	8.132
12	Plate, Rear Name 1973-74/Suburban	329919	AR	17.615
	1973-74/Country Coach	6258009	1	17.615
	1973-74/Estate/Exc. Woodgrain	8704411	2	17.615
	1973-74/Estate w/Woodgrain	338256	2	17.615
13	Moulding, Body Side 1973-74/Left Whl Opening	328819	1	17.507
	1973-74/Right Whl Opening	328820	1	17.507



1973-74 BLAZER — JIMMY BODY MOULDINGS

Key	Description	Part No.	Qty.	Group
1	Moulding, End Gate — Used Upper 1973-74	370336	2	17.615
2	Moulding, Body Side 1973-74/Left Side Upper	347175	1	17.507
	1973-74/Right Side Upper	347176	1	17.507
3	Moulding, Body Side 1973-74/Left Side Lower Rear	347149	1	17.507
	1973-74/Right Side Lower Rear	347150	1	17.507
4	Moulding, Body Side 1973-74/Left Side Lower Front	347159	1	17.507
	1973-74/Right Side Lower Front	347160	1	17.507
5	Moulding, Body Side 1973-74/Left Whl Opening	328819	1	17.507
	1973-74/Right Whl Opening	328820	1	17.507
6	Moulding, Side Door 1973-74/Left Upper	347143	1	17.507
	1973-74/Right Upper	347144	1	17.507

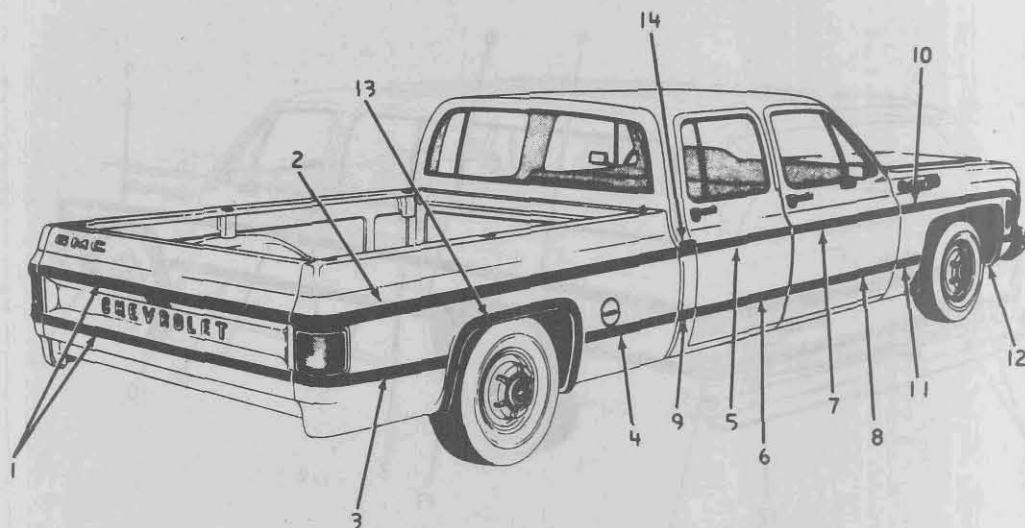
Key	Description	Part No.	Qty.	Group
7	Moulding, Side Door 1973-74/Left Lower	347141	1	17.507
	1973-74/Right Lower	347142	1	17.507
8	Moulding Unit, Front Fender 1973-74/Left Upper	6260839	1	8.132
	1973-74/Right Upper	6260840	1	8.132
9	Moulding Unit, Front Fender 1973-74/Left Lower	6260841	1	8.132
	1973-74/Right Lower	6260842	1	8.132
10	Moulding Unit, Front Fender 1973-74/Left Whl Opening	328843	1	8.132
	1973-74/Right Whl Opening	328844	1	8.132
11	Plate, Rear Name 1973-74/Chevrolet	6258012	1	17.615
12	Plate, Rear Name 1973-74/Cheyenne	6258324	1	17.615
	1973-74/Sierra	330497	1	17.615



1975 FLEETSIDE MOULDING CHART

Key	Description	Part No.	Qty.	Group
1	Moulding Unit, Front Fender			
	1975/Upper Left	6260839	1	8.132
	1975/Upper Right	6260840	1	8.132
2	Moulding Unit, Side Door			
	1975/Upper Left	347143	1	17.507
	1975/Upper Right	347144	1	17.507
3	Moulding Unit, Body Rear — Outer Panel			
	1975/Upper — Left & Right	6258145	2	17.507
4	Moulding Unit, Side Panel — Upper			
	1975/107 — Left	347171	1	17.507
	1975/107 — Right	347172	1	17.507
	1975/Exc. 107/ — Left	347169	1	17.507
	1975/Exc. 107/ — Right	347170	1	17.507
5	Moulding Unit, End Gate			
	1975/Upper	370336	1	17.615
6	Moulding Unit, Front Fender Wheelhouse			
	1975/Left	328843	1	8.132
	1975/Right	328844	1	8.132
7	Moulding Unit, Front Fender			
	1975/Lower Left	6260841	1	8.132
	1975/Lower Right	6260842	1	8.132
8	Moulding Unit, Side Door			
	1975/Lower — Left	347141	1	17.507
	1975/Lower — Right	347142	1	17.507
9	Moulding Unit, Body Rear — Outer Panel			
	1975/Lower — Left & Right	6258145	2	17.507
10	Mouldings Unit, Side Panel — Lower			
	1975/107 — Front Left	347145	1	17.507
	1975/107 — Front Right	347146	1	17.507
	1975/Exc. 107/ — Front Left	347147	1	17.507
	1975/Exc. 107/ — Front Right	347148	1	17.507

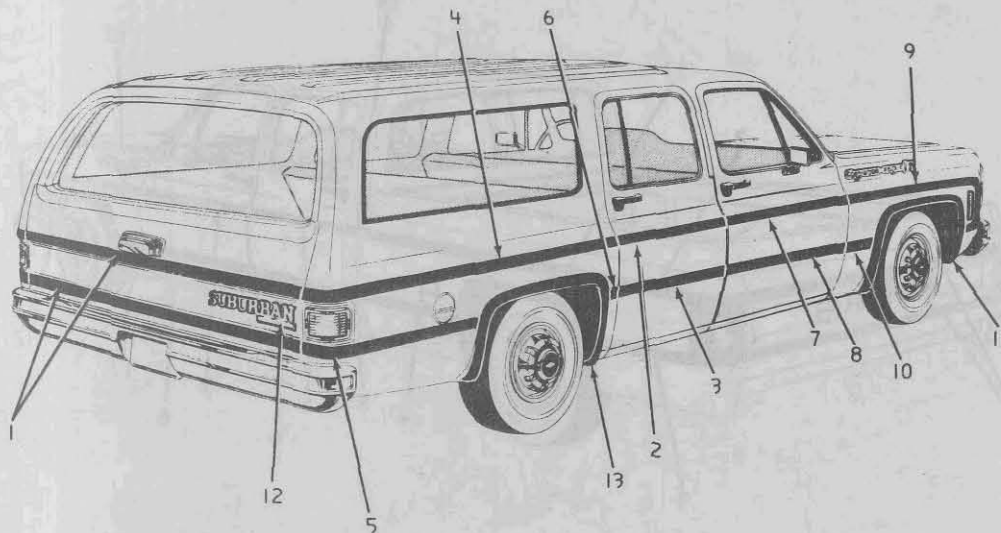
Key	Description	Part No.	Qty.	Group
11	Moulding Unit, Side Panel Wheel Opening			
	1975/Left	328819	1	17.507
	1975/Right	328820	1	17.507
12	Moulding Unit, Side Panel — Lower			
	1975/107 — Rear Left	347149	1	17.507
	1975/107 — Rear Right	347150	1	17.507
	1975/Exc. 107/ — Rear Left	347167	1	17.507
	1975/Exc. 107/ — Rear Right	347168	1	17.507
13	Moulding Unit, End Gate			
	1975/Lower	370336	1	17.615
14	Moulding Unit, Side Panel — Lower			
	1975/Front — Left	6258013	1	17.570
15	Moulding, Tool Stowage Compartment Door			
	1975/Left	329055	2	17.510
16	Moulding Unit, Side Panel — Lower			
	1975/Rear — Left	6258014	1	17.507
17	Moulding Unit, Body Rear Outer Panel			
	1975/Upper Rear	345123	1	17.507
18	Moulding Unit, Body Rear Outer Panel			
	1975/Right—Upper Side—Chev. Bow Tie	345124	1	17.507
	1975/Left—Upper Side—			
	Chev. Bow Tie	345125	1	17.507
	1975/Left—Upper Side—GMC	342995	1	17.507
	1975/Right—Upper Side—GMC	342996	1	17.507
	1975/Right—Upper Side—			
	Tee Pee Pattern	345126	1	17.507
	1975/Left—Upper Side—			
	Tee Pee Pattern	345127	1	17.507



1975 CREW CAB BODY MOULDINGS

Key	Description	Part No.	Qty.	Group
1	Moulding, End Gate 1975/Used Upper & Lower	370336	2	17.615
2	Moulding, Body Side 1975/Left Side Upper	347169	1	17.507
	1975/Right Side Upper	347170	1	17.507
3	Moulding, Body Side 1975/Left Side Lower Rear	347167	1	17.507
	1975/Right Side Lower Rear	347168	1	17.507
4	Moulding, Body Side 1975/Left Side Lower Front	347147	1	17.507
	1975/Right Side Lower Front	347148	1	17.507
5	Moulding, Side Door 1975/Left Rear Upper	347163	1	17.507
	1975/Right Rear Upper	347164	1	17.507
6	Moulding, Side Door 1975/Left Rear Lower	347153	1	17.507
	1975/Right Rear Lower	347154	1	17.507
7	Moulding, Side Door 1975/Left Front Upper	347143	1	17.507
	1975/Right Front Upper	347144	1	17.507

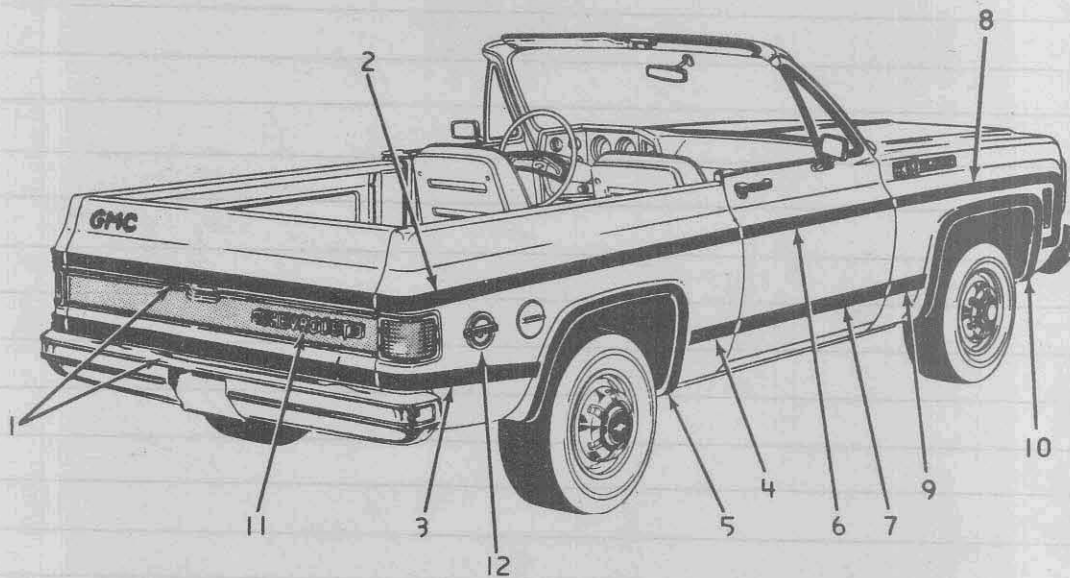
Key	Description	Part No.	Qty.	Group
8	Moulding, Side Door 1975/Left Front Lower	347141	1	17.507
	1975/Right Front Lower	347142	1	17.507
9	Moulding, Body Side 1975/Side Upper Rear	6258145	2	17.507
	1975/Side Lower Rear	6258145	2	17.507
10	Moulding Unit, Front Fender 1975/Left Upper	6260839	1	8.132
	1975/Right Upper	6260840	1	8.132
11	Moulding Unit, Front Fender 1975/Left Lower	6260841	1	8.132
	1975/Right Lower	6260842	1	8.132
12	Moulding Unit, Front Fender 1975/Left Whl Opening	328843	1	8.132
	1975/Right Whl Opening	328844	1	8.132
13	Moulding, Body Side 1975/Left Whl Opening	328819	1	17.507
	1975/Right Whl Opening	328820	1	17.507
14	Plate, Rear Name 1975/3 + 3	338213	1	17.615



1975 SUBURBAN BODY MOULDINGS

Key	Description	Part No.	Qty.	Group
1	Moulding, End Gate 1975/Used Upper & Lower	347138	2	17.615
2	Moulding, Side Door 1975/Left Rear Upper	347163	1	17.507
	1975/Right Rear Upper	347164	1	17.507
3	Moulding, Side Door 1975/Left Rear Lower	347153	1	17.507
	1975/Right Rear Lower	347154	1	17.507
4	Moulding, Body Side 1975/Left Upper	347151	1	17.507
	1975/Right Upper	347152	1	17.507
5	Moulding, Body Side 1975/Left Rear Lower	347173	1	17.507
	1975/Right Rear Lower	347174	1	17.507
6	Moulding, Body Side 1975/Left Front Lower	6258349	1	17.507
	1975/Right Front Lower	6258350	1	17.507
7	Moulding, Side Door 1975/Left Front Upper	347143	1	17.507
	1975/Right Front Upper	347144	1	17.507

Key	Description	Part No.	Qty.	Group
8	Moulding, Side Door 1975/Left Front Lower	347141	1	17.507
	1975/Right Front Lower	347142	1	17.507
9	Moulding Unit, Front Fender 1975/Left Upper	6260839	1	8.132
	1975/Right Upper	6260840	1	8.132
10	Moulding Unit, Front Fender 1975/Left Lower	6260841	1	8.132
	1975/Right Lower	6260842	1	8.132
11	Moulding Unit, Front Fender 1975/Left Whl Opening	328843	1	8.132
	1975/Right Whl Opening	328844	1	8.132
12	Plate, Rear Name 1975/Suburban	329919	AR	17.615
	1975/Country Coach	6258009	1	17.615
	1975/Estate/Exc. Woodgrain/	8704411	2	17.615
	1975/Estate w/Woodgrain	338256	2	17.615
13	Moulding, Body Side 1975/Left Whl Opening	328819	1	17.507
	1975/Right Whl Opening	328820	2	17.507




1975 BLAZER — JIMMY BODY MOULDINGS

Key	Description	Part No.	Qty.	Group
1	Moulding, End Gate — Used Upper 1975/	370336	2	17.615
2	Moulding, Body Side 1975/Left Side Upper	347175	1	17.507
	1975/Right Side Upper	347176	1	17.507
3	Moulding, Body Side 1975/Left Side Lower Rear	347149	1	17.507
	1975/Right Side Lower Rear	347150	1	17.507
4	Moulding, Body Side 1975/Left Side Lower Front	347159	1	17.507
	1975/Right Side Lower Front	347160	1	17.507
5	Moulding, Body Side 1975/Left Whl Opening	328819	1	17.507
	1975/Right Whl Opening	328820	1	17.507
6	Moulding, Side Door 1975/Left Upper	347143	1	17.507
	1975/Right Upper	347144	1	17.507

Key	Description	Part No.	Qty.	Group
7	Moulding, Side Door 1975/Left Lower	347141	1	17.507
	1975/Right Lower	347142	1	17.507
8	Moulding Unit, Front Fender 1975/Left Upper	6260839	1	8.132
	1975/Right Upper	6260840	1	8.132
9	Moulding Unit, Front Fender 1975/Left Lower	6260841	1	8.132
	1975/Right Lower	6260842	1	8.132
10	Moulding Unit, Front Fender 1975/Left Whl Opening	328843	1	8.132
	1975/Right Whl Opening	328844	1	8.132
11	Plate, Rear Name 1975/Chevrolet	6258012	1	17.615
12	Plate, Rear Name 1974/Cheyenne	6258324	1	17.615
	1974/Sierra	330497	1	17.615



NOTES



Lined area for notes and technical specifications, including a table with columns for part numbers and descriptions.

